

1982

Mississippi timber removals - A ten year presentation

G. H. Weaver

Steven H. Bullard

Stephen F. Austin State University, Arthur Temple College of Forestry and Agriculture,
bullardsh@sfasu.edu

Follow this and additional works at: <https://scholarworks.sfasu.edu/forestry>



Part of the [Forest Sciences Commons](#)

[Tell us](#) how this article helped you.


Repository Citation

Weaver, G. H. and Bullard, Steven H., "Mississippi timber removals - A ten year presentation" (1982).
Faculty Publications. 143.

<https://scholarworks.sfasu.edu/forestry/143>

This Article is brought to you for free and open access by the Forestry at SFA ScholarWorks. It has been accepted for inclusion in Faculty Publications by an authorized administrator of SFA ScholarWorks. For more information, please contact cdsscholarworks@sfasu.edu.

Mississippi Timber Removals: A Ten-year (1970-1979) Presentation



MAFES

MISSISSIPPI AGRICULTURAL & FORESTRY EXPERIMENT STATION
R. RODNEY FOIL, DIRECTOR

MISSISSIPPI STATE, MS 39762

Mississippi State University

James D. McComas, President

Louis N. Wise, Vice President



Mississippi Timber Removals: A Ten-year (1970-1979) Presentation

G. H. Weaver, associate professor and
Steven H. Bullard, former research assistant,
Mississippi State University
Department of Forestry

Mississippi Timber Removals: A Ten-year (1970-1979) Presentation

Mississippi is a major producer of manufactured forest products, and most of the timber required by Mississippi's forest industry is produced and harvested within the State. A severance tax on timber harvested in Mississippi is paid to the Mississippi State Tax Commission, and annual reports of timber removals are prepared by the Commission.

Timber removal information in a consolidated form is needed by public and private analysts in forecasting long-term trends in timber availability. This report presents (1) a consolidation of the Tax Commission reports for the 1970s and (2) a general overview of timber removal trends in that decade.

The estimates of volume removals presented are considered conservative because some removals may not have been reported for tax purposes. The estimated trends in timber removals assume that the ratio of reported harvests to unreported harvests was constant during the decade.

Trends in timber removals by product groups are presented statewide and by U.S. Forest Service Survey regions (Figure 1). Annual removals from each county in the decade also are presented. The product groups are pine timber, hardwood timber, pine pulpwood and hardwood pulpwood.

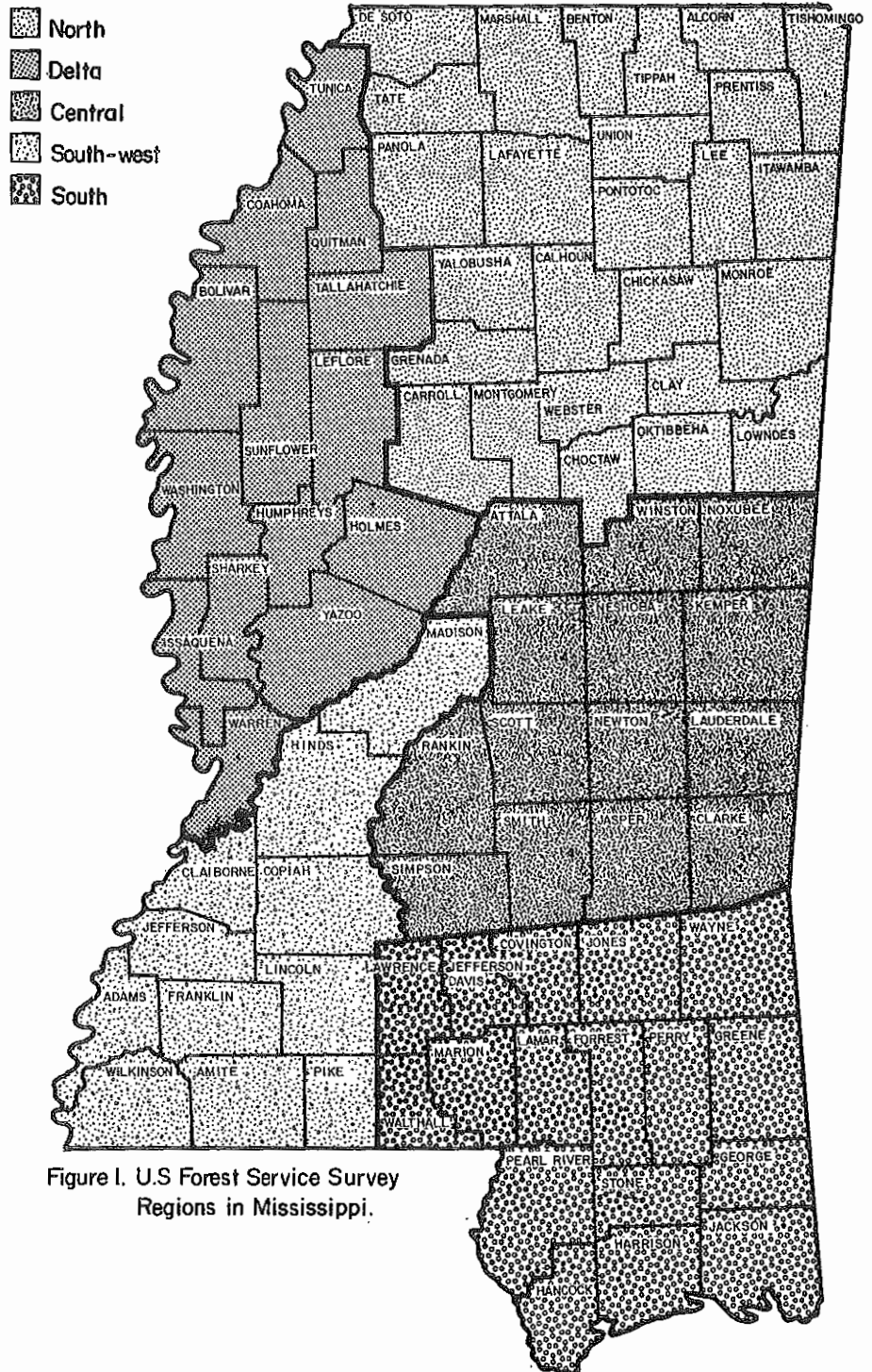


Figure 1. U.S. Forest Service Survey Regions in Mississippi.

Trends in Timber Harvests

Pine timber removals include lumber, sawlogs, poles, piling and posts. Lumber is reported in actual board measure, and log volumes are converted to actual board measure by applying a 20% over-run factor to the Doyle board foot rule.

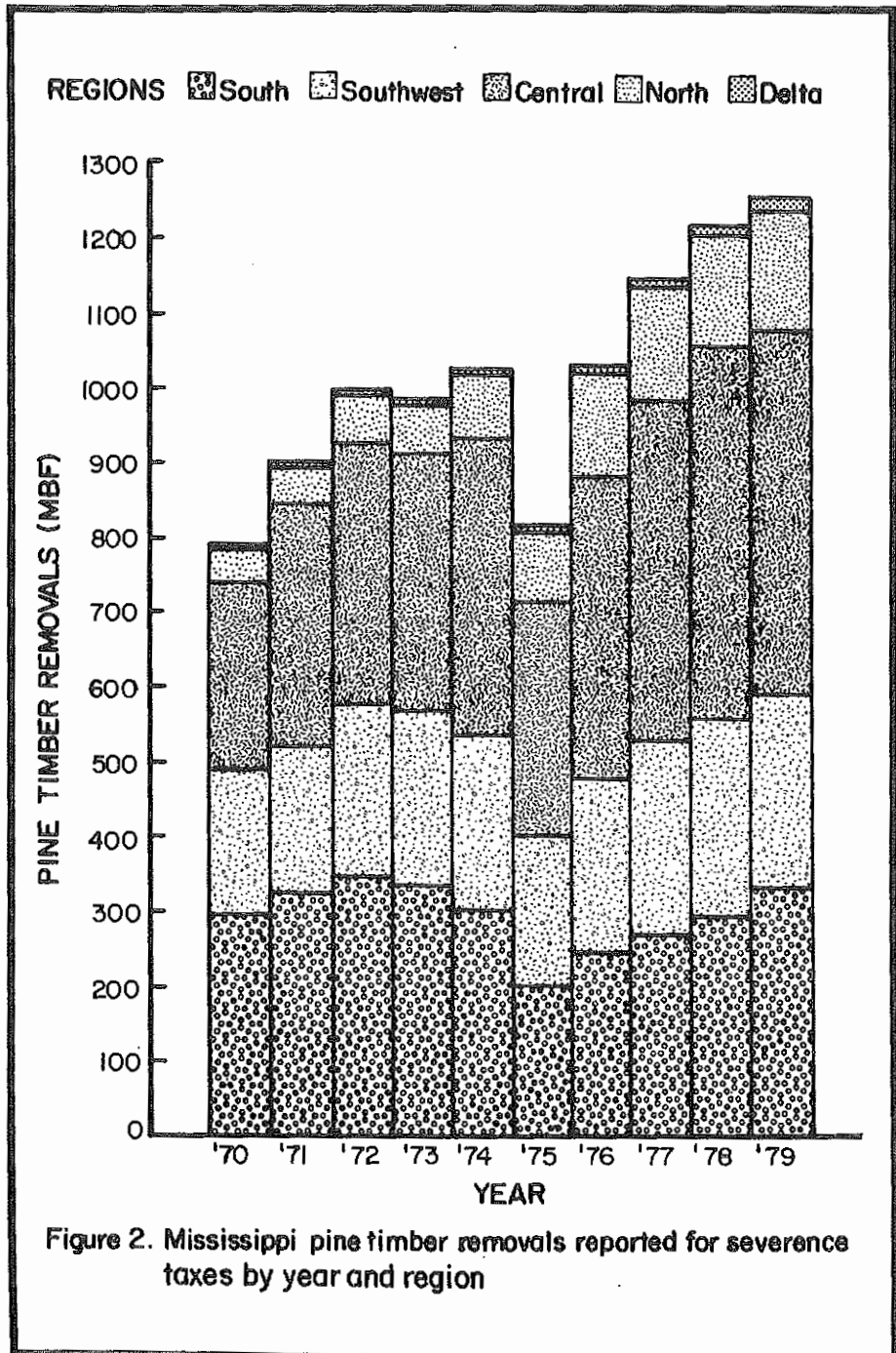
Pine timber harvests in Mississippi followed a generally upward trend during the 1970s except for a decline of about 20% from 1974 to 1975 (Figure 2). Large increases in annual cutting have occurred in Mississippi since 1975, and the 1979 pine timber harvest of 1,246 million board feet (MMBF) was 58% above the 1970 level of 789 MMBF. The Central Region led in pine timber removals in the 1970s, with volume harvested nearly doubling over the decade. The North Region continued to rank fourth in pine timber production during the decade, but the annual volume removed tripled over the 1970 level of 46 MMBF.

The volume of all hardwood timber harvested annually in the 1970s peaked in 1971 at 507 MMBF (Figure 3), but there were no pronounced trends on a state or regional basis. The largest hardwood timber harvest was in the North Region in each year except 1977. The Delta Region produced very little pine timber but contributed about one fourth of the hardwood harvest in the State each year.

The pine pulpwood harvest of 3.2 million cords in 1970 was the largest annual removal reported for the decade and resulted from the large volume salvaged in the South Region after Hurricane Camille in 1969. The Central Region dominated both pine and

hardwood pulpwood harvests during the 1970s (Figures 4 and 5). Pine pulpwood removals have been increasing in the North Region.

Reported harvests of pine and hardwood pulpwood in the Southwest Region remained relatively stable over the ten years.



Harvests by County

Kemper County ranked first in pine timber and fifth in hardwood

timber removals while Clarke County led the State in both pine and hardwood pulpwood harvests during the 1970s (Tables 1 and 2).

The remaining tables in this report present the harvest volumes reported in the 1970s for each county, by product group and year.

REGIONS:  South  Southwest  Central  North  Delta

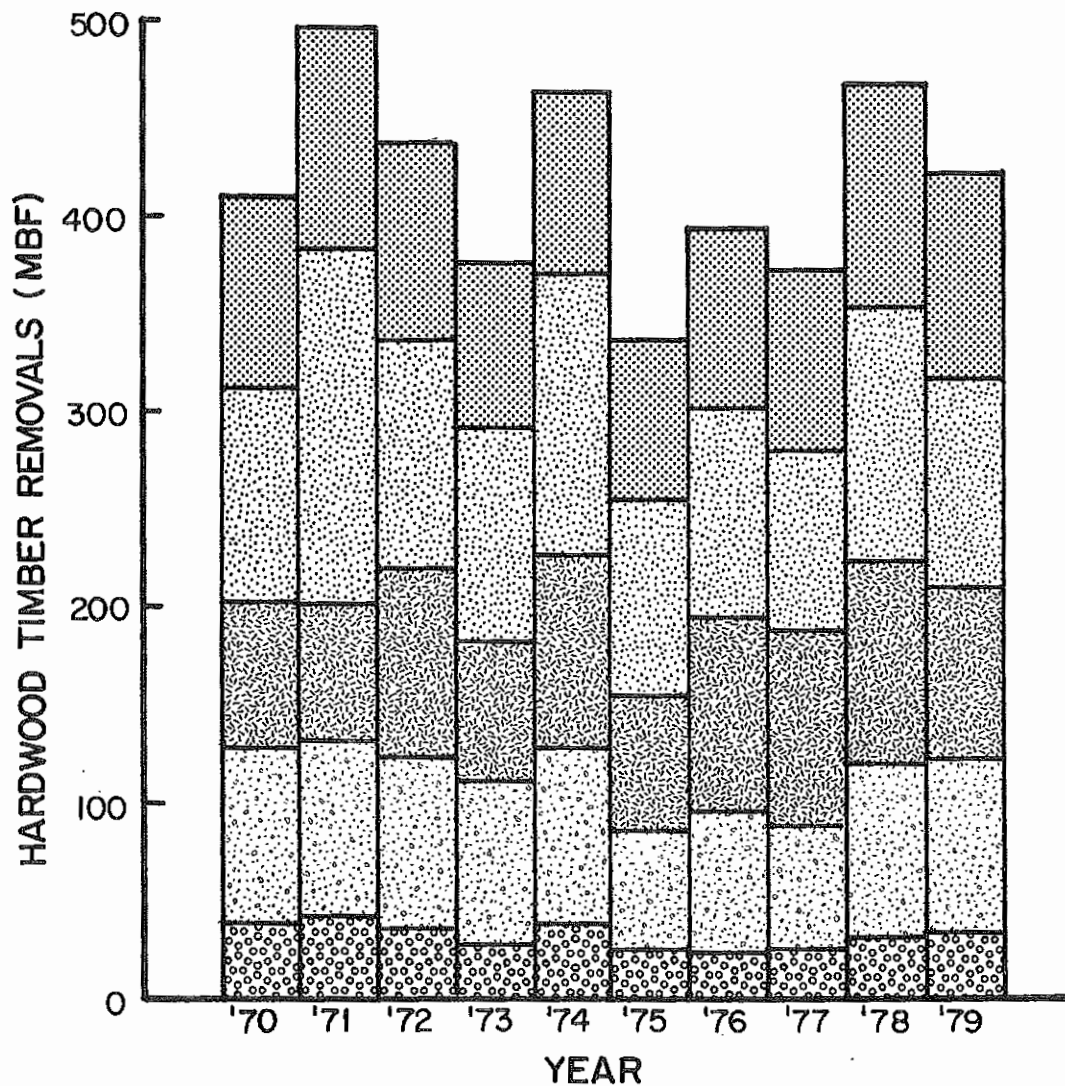
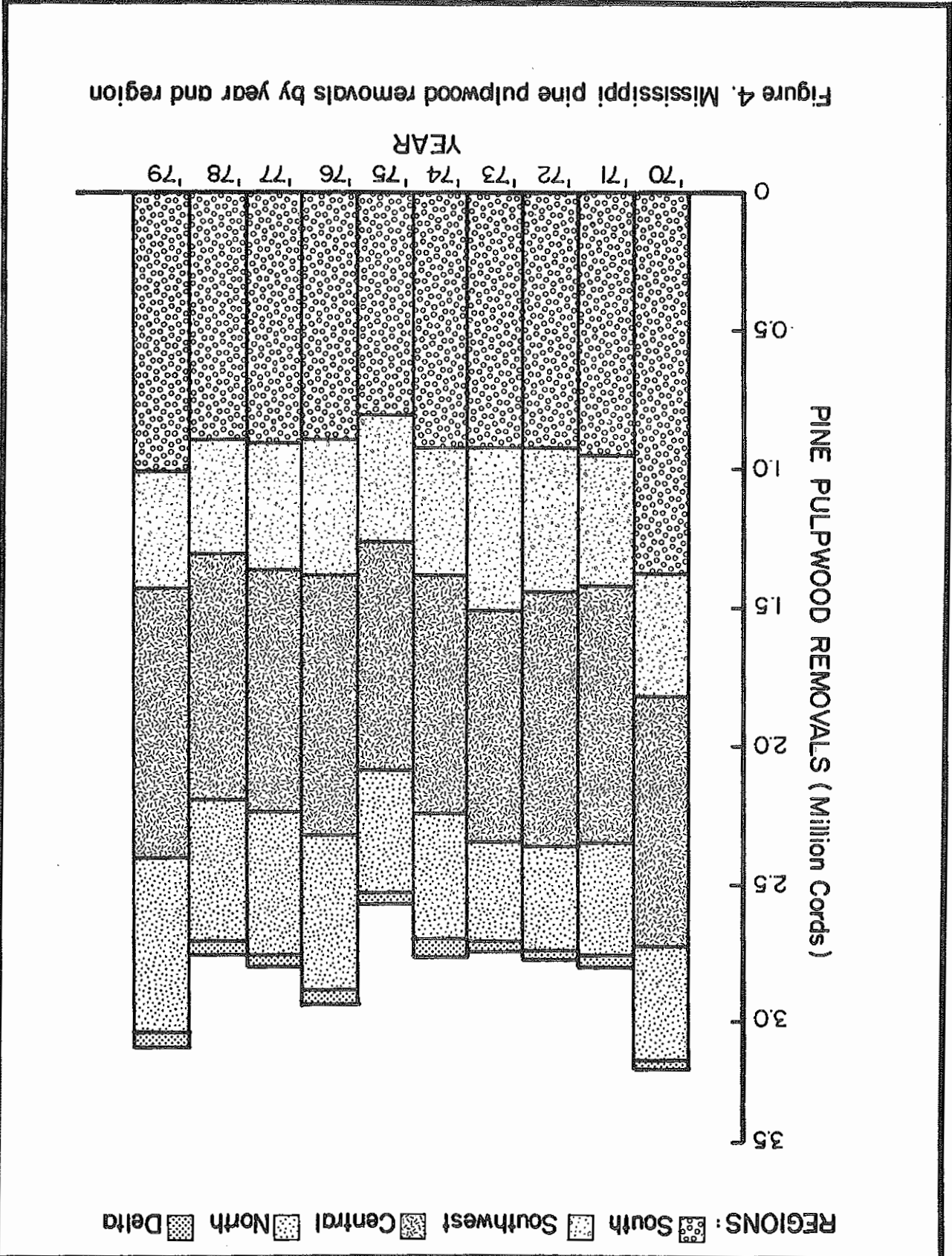


Figure 3. Mississippi hardwood timber removals reported for severance taxes by year and region



REGIONS: South Southwest Central North Delta

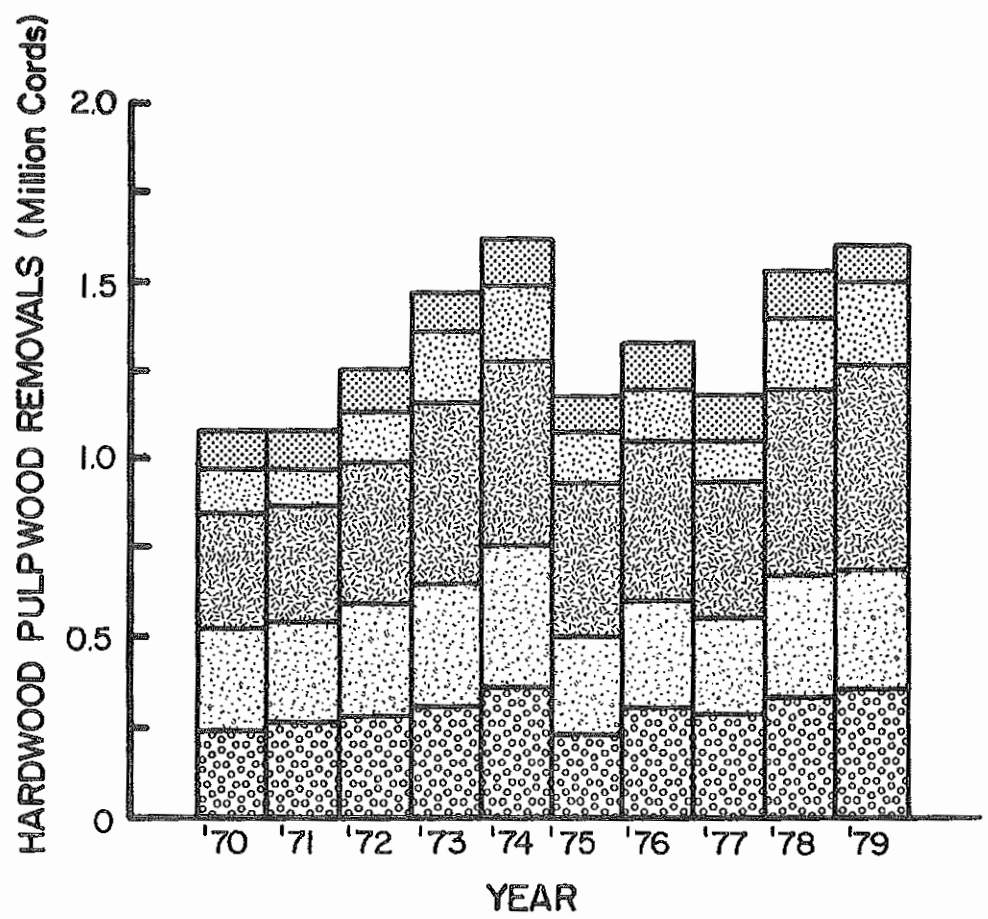


Figure 5. Mississippi hardwood pulpwood removals by year and region

Table 1. Continued

| Pine Timber | | | Hardwood Timber | | |
|------------------------------------|--------------|-------------------------------|------------------------------------|-------------|-------------------------------|
| Rank by Mean Annual Removals | County | Mean Annual Removals (MBF) | Rank by Mean Annual Removals | County | Mean Annual Removals (MBF) |
| 43 | Claiborne | 8,302.9 | 43 | Lafayette | 4,280.4 |
| 44 | Hancock | 6,945.8 | 44 | Webster | 4,061.3 |
| 45 | Lafayette | 6,892.3 | 45 | Attala | 3,909.0 |
| 46 | Hinds | 6,829.7 | 46 | Oktibbeha | 3,735.3 |
| 47 | Itawamba | 6,729.6 | 47 | Lawrence | 3,735.3 |
| 48 | Montgomery | 6,331.2 | 48 | Wayne | 3,654.0 |
| 49 | Adams | 6,217.7 | 49 | Covington | 3,276.1 |
| 50 | Webster | 6,159.4 | 50 | Simpson | 3,248.8 |
| 51 | Carroll | 4,229.3 | 51 | Prentiss | 3,220.4 |
| 52 | Grenada | 3,943.1 | 52 | Tippah | 3,161.7 |
| 53 | Yalobusha | 2,918.7 | 53 | Madison | 3,135.8 |
| 54 | Warren | 2,865.0 | 54 | Union | 3,061.1 |
| 55 | Chickasaw | 2,503.9 | 55 | Washington | 2,941.0 |
| 56 | Benton | 2,465.9 | 56 | Benton | 2,934.2 |
| 57 | Pontotoc | 2,209.2 | 57 | Greene | 2,841.6 |
| 58 | Lowndes | 2,203.5 | 58 | Choctaw | 2,818.2 |
| 59 | Holmes | 1,977.6 | 59 | Tishomingo | 2,759.3 |
| 60 | Clay | 1,840.3 | 60 | Leake | 2,702.4 |
| 61 | Panola | 1,738.6 | 61 | Yalobusha | 2,596.0 |
| 62 | Prentiss | 1,409.3 | 62 | Amite | 2,282.5 |
| 63 | Tippah | 1,382.2 | 63 | Marion | 2,061.6 |
| 64 | Tishomingo | 1,285.0 | 64 | Walthall | 1,805.3 |
| 65 | Union | 943.2 | 65 | Humphreys | 1,769.2 |
| 66 | Yazoo | 751.5 | 66 | George | 1,640.2 |
| 67 | Lee | 565.6 | 67 | Perry | 1,614.0 |
| 68 | Marshall | 492.8 | 68 | Lamar | 1,609.1 |
| 69 | Tallahatchie | 468.7 | 69 | Leflore | 1,597.0 |
| 70 | Alcorn | 432.9 | 70 | Pike | 1,561.3 |
| 71 | Bolivar | 406.6 | 71 | Pearl River | 1,493.2 |
| 72 | Coahoma | 319.3 | 72 | Forrest | 1,200.4 |
| 73 | Issaquena | 301.8 | 73 | Tate | 1,180.7 |
| 74 | Washington | 225.5 | 74 | De Soto | 767.0 |
| 75 | Tate | 119.6 | 75 | Jeff Davis | 744.5 |
| 76 | Leflore | 104.4 | 76 | Stone | 719.2 |
| 77 | Humphreys | 85.9 | 77 | Jackson | 681.2 |
| 78 | Tunica | 73.6 | 78 | Sunflower | 483.4 |
| 79 | Sharkey | 43.7 | 79 | Lee | 399.6 |
| 80 | DeSoto | 34.0 | 80 | Quitman | 348.6 |
| 81 | Sunflower | 17.6 | 81 | Hancock | 183.1 |
| 82 | Quitman | 10.9 | 82 | Harrison | 44.1 |
| | Average | 12,335.7 | | Average | 5,121.5 |

Table 1. Mississippi counties ranked by mean annual pine and hardwood timber removals during the 1970's

| Pine Timber | | | Hardwood Timber | | |
|------------------------------------|-------------|-------------------------------|------------------------------------|--------------|-------------------------------|
| Rank by Mean Annual Removals | County | Mean Annual Removals (MBF) | Rank by Mean Annual Removals | County | Mean Annual Removals (MBF) |
| 1 | Kemper | 53,846.8 | 1 | Warren | 25,292.0 |
| 2 | Franklin | 40,323.1 | 2 | Wilkinson | 18,731.5 |
| 3 | Wilkinson | 37,270.7 | 3 | Yazoo | 17,963.2 |
| 4 | Amite | 37,112.4 | 4 | Claiborne | 12,300.0 |
| 5 | Jasper | 34,508.8 | 5 | Kemper | 11,300.0 |
| 6 | Lauderdale | 33,987.9 | 6 | Winston | 10,054.0 |
| 7 | Copiah | 30,251.9 | 7 | Monroe | 9,778.8 |
| 8 | Scott | 30,126.5 | 8 | Adams | 9,723.4 |
| 9 | Smith | 29,447.1 | 9 | Itawamba | 9,539.1 |
| 10 | Wayne | 28,886.0 | 10 | Issaquena | 9,181.9 |
| 11 | Clarke | 28,345.8 | 11 | Panola | 8,919.2 |
| 12 | Newton | 28,099.6 | 12 | Newton | 8,607.9 |
| 13 | Lincoln | 25,510.6 | 13 | Jefferson | 8,456.0 |
| 14 | Rankin | 25,370.7 | 14 | Holmes | 7,885.8 |
| 15 | Stone | 24,715.2 | 15 | Lowndes | 7,790.1 |
| 16 | Winston | 24,435.0 | 16 | Bolivar | 7,668.8 |
| 17 | Jones | 23,875.0 | 17 | Calhoun | 7,667.4 |
| 18 | Lamar | 23,009.2 | 18 | Noxubee | 7,595.6 |
| 19 | Perry | 22,065.5 | 19 | Jasper | 7,590.9 |
| 20 | Neshoba | 21,688.9 | 20 | Franklin | 7,065.3 |
| 21 | Simpson | 21,499.3 | 21 | Tunica | 6,772.2 |
| 22 | Jackson | 20,734.4 | 22 | Copiah | 6,279.6 |
| 23 | Greene | 19,649.3 | 23 | Sharkey | 6,260.7 |
| 24 | Marion | 19,287.7 | 24 | Lincoln | 6,226.1 |
| 25 | Forrest | 19,263.6 | 25 | Lauderdale | 6,224.8 |
| 26 | Noxubee | 17,813.2 | 26 | Alcorn | 6,207.0 |
| 27 | Leake | 16,486.3 | 27 | Pontotoc | 6,084.6 |
| 28 | Jefferson | 16,025.2 | 28 | Smith | 5,728.6 |
| 29 | Attala | 14,913.7 | 29 | Jones | 5,520.2 |
| 30 | Pearl River | 14,299.8 | 30 | Neshoba | 5,456.2 |
| 31 | George | 13,582.8 | 31 | Coahoma | 5,436.2 |
| 32 | Lawrence | 12,939.5 | 32 | Marshall | 5,412.6 |
| 33 | Covington | 12,541.9 | 33 | Clarke | 5,309.6 |
| 34 | Harrison | 12,500.0 | 34 | Clay | 5,198.0 |
| 35 | Calhoun | 12,372.6 | 35 | Scott | 5,160.4 |
| 36 | Pike | 12,352.6 | 36 | Hinds | 5,107.1 |
| 37 | Walthall | 11,354.2 | 37 | Grenada | 4,847.7 |
| 38 | Choctaw | 10,537.2 | 38 | Carroll | 4,755.5 |
| 39 | Jeff Davis | 10,211.0 | 39 | Chickasaw | 4,738.1 |
| 40 | Oktibbeha | 9,278.0 | 40 | Tallahatchie | 4,593.8 |
| 41 | Monroe | 9,225.3 | 41 | Rankin | 4,459.3 |
| 42 | Madison | 9,007.7 | 42 | Montgomery | 4,431.1 |

(continued)

Table 2. Mississippi counties ranked by mean annual pine and hardwood pulpwood removals during the 1970's

| Pine Pulpwood | | | Hardwood Pulpwood | | |
|------------------------------------|-------------|---------------------------------|------------------------------------|-------------|---------------------------------|
| Rank by Mean Annual Removals | County | Mean Annual Removals (Cords) | Rank by Mean Annual Removals | County | Mean Annual Removals (Cords) |
| 1 | Clarke | 111,915.1 | 1 | Clarke | 70,820.9 |
| 2 | Wayne | 108,372.1 | 2 | Jasper | 48,142.0 |
| 3 | Jasper | 95,093.7 | 3 | Wilkinson | 47,572.5 |
| 4 | Greene | 94,620.0 | 4 | Lauderdale | 42,045.0 |
| 5 | Attale | 86,409.4 | 5 | Greene | 41,410.0 |
| 6 | Copiah | 80,363.4 | 6 | Jefferson | 40,108.6 |
| 7 | Amite | 77,224.8 | 7 | Wayne | 38,877.5 |
| 8 | Lincoln | 77,158.1 | 8 | Copiah | 38,754.5 |
| 9 | Perry | 74,409.8 | 9 | Newton | 38,656.9 |
| 10 | Rankin | 73,718.8 | 10 | Jones | 32,184.2 |
| 11 | Lauderdale | 73,144.2 | 11 | Rankin | 31,774.7 |
| 12 | Pearl River | 71,824.8 | 12 | Attala | 31,472.8 |
| 13 | Pike | 71,521.9 | 13 | Neshoba | 30,951.8 |
| 14 | Newton | 67,862.2 | 14 | Claiborne | 29,238.7 |
| 15 | Lawrence | 64,552.8 | 15 | Adams | 29,237.7 |
| 16 | Simpson | 64,293.4 | 16 | Kemper | 29,134.3 |
| 17 | Harrison | 62,959.9 | 17 | Franklin | 26,967.5 |
| 18 | Jones | 62,778.0 | 18 | Holmes | 26,789.2 |
| 19 | Leake | 59,415.7 | 19 | Lincoln | 26,000.0 |
| 20 | Scott | 55,293.1 | 20 | Leake | 24,575.7 |
| 21 | Kemper | 54,897.7 | 21 | Hinds | 24,421.3 |
| 22 | Marion | 51,291.4 | 22 | Smith | 22,868.2 |
| 23 | Covington | 51,287.2 | 23 | Covington | 22,185.0 |
| 24 | Neshoba | 50,410.11 | 24 | Simpson | 22,175.8 |
| 25 | Jackson | 49,401.7 | 25 | Warren | 22,055.9 |
| 26 | Jeff Davis | 46,484.4 | 26 | Issaquena | 21,610.6 |
| 27 | Winston | 44,298.4 | 27 | Yazoo | 21,154.5 |
| 28 | Lamar | 43,440.3 | 28 | Perry | 20,352.3 |
| 29 | Stone | 43,004.5 | 29 | Noxubee | 19,249.8 |
| 30 | Franklin | 42,666.6 | 30 | Amite | 18,658.9 |
| 31 | Forrest | 42,355.1 | 31 | Madison | 18,458.2 |
| 32 | Smith | 41,486.0 | 32 | Marion | 18,337.9 |
| 33 | Hancock | 38,750.5 | 33 | Winston | 17,742.6 |
| 34 | George | 37,580.8 | 34 | Pike | 17,301.6 |
| 35 | Walthall | 36,757.3 | 35 | Lawrence | 17,003.8 |
| 36 | Choctaw | 35,644.2 | 36 | Scott | 16,511.2 |
| 37 | Holmes | 35,420.6 | 37 | Choctaw | 16,319.5 |
| 38 | Tishomingo | 33,834.1 | 38 | Wathall | 15,748.9 |
| 39 | Webster | 33,396.9 | 39 | Pearl River | 15,124.8 |
| 40 | Itawamba | 32,178.9 | 40 | Forrest | 13,206.5 |
| 41 | Wilkinson | 31,356.8 | 41 | Stone | 13,144.8 |
| 42 | Noxubee | 28,963.7 | 42 | Lafayette | 12,928.7 |
| 43 | Montgomery | 28,496.0 | 43 | George | 12,093.0 |

(continued)

Table 2. Continued

| Pine Pulpwood | | | Hardwood Pulpwood | | |
|------------------------------------|--------------|---------------------------------|------------------------------------|--------------|---------------------------------|
| Rank by Mean Annual Removals | County | Mean Annual Removals (Cords) | Rank by Mean Annual Removals | County | Mean Annual Removals (Cords) |
| 44 | Tippah | 27,121.1 | 44 | Montgomery | 11,107.4 |
| 45 | Jefferson | 26,455.3 | 45 | Carroll | 10,891.0 |
| 46 | Lafayette | 25,792.3 | 46 | Lamar | 10,853.1 |
| 47 | Madison | 24,918.1 | 47 | Tishomingo | 10,847.3 |
| 48 | Pontotoc | 21,727.6 | 48 | Washington | 9,654.4 |
| 49 | Monroe | 21,338.6 | 49 | Oktibbeha | 9,488.4 |
| 50 | Chickasaw | 19,932.9 | 50 | Webster | 8,488.4 |
| 51 | Carroll | 18,938.5 | 51 | Calhoun | 7,890.3 |
| 52 | Oktibbeha | 18,825.1 | 52 | Yalobusha | 7,851.9 |
| 53 | Marshall | 17,694.8 | 53 | Jeff Davis | 7,757.7 |
| 54 | Prentiss | 17,659.6 | 54 | Tippah | 7,077.7 |
| 55 | Hinds | 17,420.4 | 55 | Panola | 6,287.5 |
| 56 | Calhoun | 16,947.1 | 56 | Bolivar | 5,964.1 |
| 57 | Benton | 16,392.9 | 57 | Itawamba | 5,961.2 |
| 58 | Yalobusha | 14,246.1 | 58 | Jackson | 5,666.3 |
| 59 | Alcorn | 12,757.9 | 59 | Prentiss | 5,154.6 |
| 60 | Claiborne | 12,711.1 | 60 | Benton | 5,039.9 |
| 61 | Union | 10,305.4 | 61 | Harrison | 4,829.5 |
| 62 | Clay | 10,266.8 | 62 | Tunica | 4,801.2 |
| 63 | Grenada | 8,878.6 | 63 | Chickasaw | 4,466.2 |
| 64 | Panola | 6,909.4 | 64 | Pontotoc | 4,273.5 |
| 65 | Lee | 6,847.7 | 65 | Marshall | 4,271.7 |
| 66 | Lowndes | 6,068.4 | 66 | Grenada | 4,218.4 |
| 67 | Adams | 4,067.8 | 67 | Alcorn | 3,785.1 |
| 68 | Yazoo | 3,285.3 | 68 | Clay | 3,295.6 |
| 69 | Leflore | 1,074.9 | 69 | Monroe | 3,099.5 |
| 70 | Warren | 1,042.1 | 70 | Hancock | 3,092.2 |
| 71 | Issaquena | 968.7 | 71 | Humphreys | 2,788.5 |
| 72 | Tallahatchie | 826.9 | 72 | Tate | 2,615.3 |
| 73 | Tate | 754.3 | 73 | Coahoma | 2,292.2 |
| 74 | Washington | 667.7 | 74 | Lowndes | 1,946.5 |
| 75 | Bolivar | 236.3 | 75 | Union | 1,704.7 |
| 76 | Sharkey | 173.6 | 76 | Lee | 1,571.3 |
| 77 | Sunflower | 145.8 | 77 | Leflore | 1,418.0 |
| 78 | Quitman | 119.1 | 78 | Sharkey | 1,350.2 |
| 79 | Humphreys | 51.3 | 79 | Tallahatchie | 1,320.1 |
| 80 | Tunica | 50.5 | 80 | Sunflower | 76.6 |
| 81 | DeSoto | 33.5 | 81 | DeSoto | 31.0 |
| 82 | Coahoma | 8.6 | 82 | Quitman | 9.6 |
| | Average | 34,878.1 | | Average | 16,304.8 |

Table 3. Pine timber removals by year and county, Delta Region

| County | 1970 | 1971 | 1972 | 1973 | 1974 | 1975 | 1976 | 1977 | 1978 | 1979 |
|--------------|-------|------|------|------|------|------|------|------|------|-------|
| | -MBF- | | | | | | | | | |
| Bolivar | 20 | 83 | 231 | 97 | 1269 | 464 | 1750 | 56 | 41 | 55 |
| Coahoma | 37 | 1240 | 596 | 56 | 110 | 426 | 621 | 12 | 43 | 52 |
| Holmes | 1627 | 911 | 1324 | 2148 | 1821 | 2055 | 2382 | 1290 | 1702 | 4516 |
| Humphreys | 11 | 15 | 8 | 4 | 17 | 43 | 171 | 0 | 3 | 587 |
| Issaquena | 8 | 50 | 175 | 180 | 113 | 928 | 284 | 103 | 42 | 1135 |
| Leflore | 19 | 0 | 0 | 0 | 0 | 0 | 0 | 15 | 58 | 952 |
| Quitman | 0 | 0 | 12 | 0 | 0 | 0 | 0 | 17 | 47 | 33 |
| Sharkey | 85 | 294 | 13 | 5 | 2 | 14 | 0 | 0 | 0 | 24 |
| Sunflower | 0 | 0 | 0 | 0 | 0 | 0 | 0 | 0 | 7 | 169 |
| Tallahatchie | 142 | 373 | 326 | 223 | 706 | 334 | 541 | 298 | 1248 | 496 |
| Tunica | 0 | 1 | 108 | 65 | 73 | 3 | 0 | 13 | 456 | 17 |
| Warren | 1282 | 1424 | 2552 | 3191 | 1405 | 2873 | 1467 | 5761 | 4787 | 4408 |
| Washington | 2 | 14 | 299 | 232 | 70 | 95 | 428 | 580 | 1 | 534 |
| Yazoo | 193 | 313 | 427 | 870 | 698 | 862 | 1318 | 1117 | 810 | 907 |
| Total | 3426 | 4718 | 6071 | 7071 | 6284 | 7597 | 8962 | 9262 | 9245 | 13885 |

Table 4. Pine timber removals by year and county, North Region

| County | 1970 | 1971 | 1972 | 1973 | 1974 | 1975 | 1976 | 1977 | 1978 | 1979 |
|------------|-------|-------|-------|-------|-------|-------|--------|--------|--------|--------|
| | -MBF- | | | | | | | | | |
| Alcorn | 22 | 309 | 78 | 559 | 327 | 30 | 283 | 558 | 523 | 1640 |
| Benton | 2630 | 2305 | 2061 | 2755 | 1762 | 1283 | 4396 | 4937 | 1281 | 1249 |
| Calhoun | 1643 | 1973 | 3642 | 5878 | 16925 | 28953 | 24811 | 14915 | 17800 | 17186 |
| Carroll | 4537 | 4024 | 3909 | 1966 | 4550 | 3293 | 3869 | 3015 | 6977 | 6153 |
| Chickasaw | 1846 | 1490 | 1349 | 1329 | 899 | 824 | 3944 | 3926 | 4170 | 5262 |
| Choctaw | 4929 | 4710 | 5909 | 6775 | 8345 | 7221 | 11257 | 20465 | 15010 | 20751 |
| Clay | 541 | 623 | 1357 | 1021 | 529 | 1096 | 6120 | 1585 | 3640 | 1891 |
| De Soto | 88 | 228 | 13 | 3 | 0 | 0 | 0 | 0 | 8 | 0 |
| Grenada | 1063 | 2319 | 2694 | 3937 | 2180 | 2633 | 5325 | 8252 | 4974 | 6054 |
| Itawamba | 4653 | 3696 | 3258 | 3682 | 5457 | 5202 | 7272 | 10411 | 10962 | 12713 |
| Lafayette | 3812 | 5480 | 7981 | 4455 | 3641 | 8253 | 7014 | 9132 | 9496 | 9659 |
| Lee | 238 | 246 | 310 | 528 | 857 | 181 | 680 | 613 | 1212 | 791 |
| Lowndes | 541 | 708 | 1272 | 2656 | 1843 | 2291 | 2581 | 4116 | 4744 | 1283 |
| Marshall | 13 | 123 | 353 | 539 | 1246 | 644 | 392 | 432 | 364 | 822 |
| Monroe | 4629 | 5865 | 4500 | 3159 | 3745 | 6836 | 15916 | 15018 | 16643 | 15952 |
| Montgomery | 3168 | 3452 | 4205 | 4676 | 3633 | 7201 | 8128 | 8652 | 11627 | 8570 |
| Oktibbeha | 4493 | 5148 | 8871 | 7905 | 8635 | 7055 | 12566 | 14793 | 11849 | 11465 |
| Panola | 0 | 0 | 61 | 952 | 2628 | 2691 | 2386 | 2656 | 3167 | 2845 |
| Pontotoc | 522 | 145 | 1199 | 1469 | 2931 | 2791 | 2140 | 1967 | 4527 | 4401 |
| Prentiss | 644 | 375 | 1334 | 1158 | 1321 | 518 | 1146 | 1046 | 2964 | 2587 |
| Tate | 0 | 0 | 0 | 29 | 30 | 6 | 0 | 415 | 0 | 716 |
| Tippah | 1742 | 3166 | 2204 | 1270 | 1340 | 125 | 136 | 889 | 1137 | 1813 |
| Tishomingo | 1461 | 840 | 1632 | 1538 | 1477 | 548 | 505 | 1070 | 266 | 3513 |
| Union | 451 | 922 | 394 | 421 | 1117 | 113 | 669 | 114 | 990 | 3241 |
| Webster | 1869 | 2947 | 4272 | 3990 | 4392 | 8536 | 4878 | 11799 | 8199 | 10712 |
| Yalabusha | 111 | 707 | 660 | 2230 | 5572 | 3508 | 6392 | 3272 | 4038 | 2697 |
| Total | 45626 | 51801 | 63518 | 64880 | 85382 | 91832 | 132806 | 146048 | 146568 | 153966 |

Table 5. Pine timber removals by year and county, Central Region

| County | 1970 | 1971 | 1972 | 1973 | 1974 | 1975 | 1976 | 1977 | 1978 | 1979 |
|------------|-------------------------|--------|--------|--------|--------|--------|--------|--------|--------|--------|
| | - - - - - MBF - - - - - | | | | | | | | | |
| Attala | 7518 | 7053 | 13546 | 12221 | 14995 | 7242 | 14339 | 16770 | 25820 | 29733 |
| Clarke | 27151 | 21759 | 29372 | 24974 | 22585 | 25179 | 34092 | 31339 | 34905 | 32102 |
| Jasper | 15705 | 33436 | 31743 | 32487 | 36245 | 32966 | 38424 | 36412 | 44307 | 43363 |
| Kemper | 42238 | 57633 | 68027 | 57960 | 54745 | 60566 | 47345 | 46689 | 49075 | 54190 |
| Lauderdale | 22649 | 25360 | 32723 | 28661 | 32014 | 25345 | 35148 | 40401 | 49313 | 48265 |
| Leake | 9803 | 11794 | 12223 | 14068 | 11490 | 11377 | 23034 | 20341 | 25600 | 25133 |
| Neshoba | 9656 | 11462 | 12810 | 13302 | 19415 | 11671 | 24456 | 40459 | 38636 | 35022 |
| Newton | 12815 | 23222 | 26103 | 23487 | 30303 | 18087 | 27013 | 42626 | 44893 | 32447 |
| Noxubee | 11935 | 10393 | 8257 | 17319 | 24110 | 22164 | 25104 | 20534 | 20171 | 18145 |
| Rankin | 15549 | 27190 | 25185 | 22372 | 31525 | 20583 | 21328 | 24581 | 32797 | 32597 |
| Scott | 13122 | 33323 | 19117 | 16956 | 23214 | 19617 | 33161 | 42478 | 46367 | 53910 |
| Simpson | 13049 | 12399 | 20089 | 28100 | 26245 | 16629 | 21275 | 24108 | 26452 | 26647 |
| Smith | 23564 | 27888 | 30640 | 31553 | 39437 | 22441 | 28509 | 30015 | 31559 | 28865 |
| Winston | 20711 | 19130 | 20233 | 19553 | 27838 | 21243 | 28569 | 32827 | 26878 | 27368 |
| Total | 245465 | 322042 | 350068 | 343013 | 394161 | 315110 | 401797 | 449480 | 496773 | 487787 |

Table 6. Pine timber removals by year and county, South Region

| County | 1970 | 1971 | 1972 | 1973 | 1974 | 1975 | 1976 | 1977 | 1978 | 1979 |
|-------------|-------------------------|--------|--------|--------|--------|--------|--------|--------|--------|--------|
| | - - - - - MBF - - - - - | | | | | | | | | |
| Covington | 11491 | 10432 | 13390 | 7722 | 12550 | 12580 | 17765 | 14484 | 10272 | 14733 |
| Forrest | 12678 | 23815 | 23618 | 23001 | 12847 | 14307 | 17286 | 18243 | 22566 | 24275 |
| George | 8909 | 14666 | 19714 | 19613 | 11353 | 6601 | 10861 | 10582 | 11519 | 22010 |
| Greene | 23801 | 21427 | 16447 | 21606 | 14615 | 12524 | 14868 | 24617 | 22424 | 24164 |
| Hancock | 4959 | 9448 | 14978 | 11760 | 8160 | 1984 | 3450 | 5453 | 4285 | 4981 |
| Harrison | 26730 | 8312 | 13282 | 19124 | 11533 | 6674 | 8808 | 9619 | 11170 | 9748 |
| Jackson | 9928 | 30720 | 35564 | 24265 | 15292 | 8048 | 19123 | 10845 | 19542 | 34017 |
| Jefferson | 7157 | 11740 | 8795 | 7838 | 8316 | 8078 | 17065 | 7198 | 10107 | 15816 |
| Jones | 23671 | 24328 | 18342 | 23145 | 34948 | 11657 | 23572 | 18307 | 31159 | 29621 |
| Lamar | 39169 | 33263 | 27163 | 28661 | 21121 | 15778 | 12916 | 18110 | 13354 | 20557 |
| Lawrence | 6008 | 11345 | 11288 | 11615 | 20356 | 14499 | 12297 | 17917 | 12379 | 11691 |
| Marion | 18820 | 14381 | 20250 | 21915 | 24808 | 14533 | 16662 | 17035 | 22757 | 21716 |
| Pearl River | 33698 | 13600 | 17373 | 16742 | 8462 | 5303 | 8365 | 12650 | 16885 | 9920 |
| Perry | 25929 | 23591 | 31655 | 25252 | 16466 | 13959 | 10802 | 19936 | 21710 | 31355 |
| Stone | 20857 | 34223 | 32303 | 33700 | 22771 | 15729 | 18330 | 24167 | 24683 | 20389 |
| Walthall | 6128 | 13710 | 7974 | 10386 | 17452 | 9031 | 10715 | 10891 | 12755 | 14500 |
| Wayne | 19495 | 29223 | 32577 | 33517 | 40300 | 29083 | 22272 | 28254 | 30826 | 23313 |
| Total | 299428 | 328224 | 344713 | 332862 | 301350 | 200368 | 245157 | 268308 | 298393 | 332806 |

Table 7. Pine timber removals by year and county, Southwest Region

| County | 1970 | 1971 | 1972 | 1973 | 1974 | 1975 | 1976 | 1977 | 1978 | 1979 |
|-----------|---------------|--------|--------|--------|--------|--------|--------|--------|--------|--------|
| | -----MBF----- | | | | | | | | | |
| Adams | 1991 | 5673 | 6410 | 4050 | 4362 | 1944 | 6783 | 9806 | 8015 | 13143 |
| Amite | 23605 | 32739 | 39580 | 54806 | 29722 | 29994 | 35610 | 47774 | 34550 | 42744 |
| Claiborne | 4569 | 6052 | 4518 | 6703 | 7945 | 7741 | 7588 | 12601 | 15043 | 10269 |
| Copiah | 35181 | 32951 | 27116 | 29354 | 26021 | 20185 | 37000 | 24255 | 36128 | 34328 |
| Franklin | 24166 | 37540 | 52562 | 34328 | 41298 | 29783 | 37001 | 49970 | 57544 | 39039 |
| Hinds | 27767 | 4249 | 3088 | 4989 | 4449 | 2003 | 4896 | 5444 | 5186 | 6226 |
| Jefferson | 18668 | 14127 | 19372 | 13843 | 20392 | 14928 | 19327 | 11579 | 13543 | 14473 |
| Lincoln | 16987 | 15174 | 20524 | 26691 | 32631 | 33183 | 21757 | 30288 | 26060 | 31811 |
| Madison | 3277 | 2501 | 3765 | 6037 | 7401 | 8738 | 13258 | 13833 | 14982 | 16285 |
| Pike | 6114 | 6467 | 9101 | 12189 | 13950 | 8101 | 11983 | 17752 | 19722 | 18147 |
| Wilkinson | 32804 | 35211 | 42134 | 38941 | 46928 | 44720 | 39763 | 30895 | 30118 | 31193 |
| Total | 195129 | 192684 | 228170 | 231931 | 235099 | 201320 | 234966 | 254197 | 260891 | 257658 |

Table 8. Hardwood timber removals by year and county, Delta Region

| County | 1970 | 1971 | 1972 | 1973 | 1974 | 1975 | 1976 | 1977 | 1978 | 1979 |
|--------------|---------------|--------|--------|-------|-------|-------|-------|-------|--------|--------|
| | -----MBF----- | | | | | | | | | |
| Bolivar | 7898 | 13503 | 5295 | 6765 | 6265 | 12215 | 6572 | 3402 | 9478 | 5295 |
| Coahoma | 5817 | 5361 | 9065 | 5275 | 1794 | 4539 | 4484 | 7396 | 1811 | 8820 |
| Holmes | 3068 | 5480 | 4091 | 5232 | 11157 | 6274 | 9844 | 10388 | 16621 | 6703 |
| Humphreys | 4436 | 1963 | 1699 | 1570 | 2983 | 583 | 0 | 960 | 1319 | 2179 |
| Issaquena | 6970 | 9470 | 9807 | 3974 | 6434 | 9786 | 7444 | 12693 | 8772 | 16469 |
| Leflore | 2867 | 1922 | 895 | 917 | 979 | 1163 | 521 | 357 | 3501 | 2848 |
| Quitman | 83 | 373 | 111 | 0 | 0 | 0 | 104 | 1375 | 484 | 956 |
| Sharkey | 8954 | 15495 | 6370 | 2141 | 5399 | 1880 | 7614 | 3101 | 6094 | 5559 |
| Sunflower | 113 | 748 | 560 | 825 | 84 | 793 | 3 | 0 | 1553 | 155 |
| Tallahatchie | 7079 | 6465 | 4534 | 7064 | 4532 | 4996 | 7836 | 1691 | 3446 | 2895 |
| Tunica | 3441 | 14672 | 10243 | 1825 | 9765 | 2010 | 5695 | 1181 | 17390 | 1500 |
| Warren | 18691 | 22582 | 26186 | 17744 | 25390 | 21245 | 25584 | 33030 | 28935 | 33533 |
| Washington | 3789 | 2801 | 1763 | 1875 | 5120 | 3251 | 1992 | 4523 | 834 | 3462 |
| Yazoo | 23582 | 15240 | 21039 | 25023 | 13950 | 14013 | 21625 | 14764 | 15220 | 15176 |
| Total | 96788 | 116075 | 101658 | 80230 | 94252 | 82748 | 94318 | 94861 | 115458 | 105550 |

Table 9. Hardwood timber removals by year and county, North Region

| County | 1970 | 1971 | 1972 | 1973 | 1974 | 1975 | 1976 | 1977 | 1978 | 1979 |
|------------|--------|--------|--------|--------|--------|-------|--------|-------|--------|--------|
| | | | | | -MBF- | | | | | |
| Alcorn | 7153 | 5663 | 6098 | 4799 | 8241 | 3825 | 3524 | 5078 | 7218 | 10471 |
| Benton | 1512 | 1769 | 3311 | 1874 | 4165 | 2200 | 4756 | 2954 | 4605 | 2196 |
| Calhoun | 3543 | 5143 | 4417 | 9042 | 9960 | 8193 | 10312 | 6699 | 11160 | 8205 |
| Carroll | 7428 | 4757 | 5547 | 5282 | 6382 | 3939 | 2936 | 2156 | 6226 | 2902 |
| Chickasaw | 4131 | 6276 | 6760 | 3366 | 5790 | 2826 | 5422 | 3204 | 5421 | 4185 |
| Choctaw | 2462 | 1885 | 2196 | 3349 | 4471 | 1997 | 2914 | 2044 | 3373 | 3491 |
| Clay | 3618 | 3829 | 3973 | 4513 | 5513 | 2916 | 7511 | 4170 | 12010 | 3927 |
| DeSoto | 522 | 0 | 1156 | 412 | 1113 | 83 | 1403 | 369 | 1387 | 1225 |
| Grenada | 2930 | 11819 | 5206 | 4532 | 4846 | 2879 | 1623 | 3330 | 6872 | 4440 |
| Itawamba | 9595 | 3210 | 16233 | 16992 | 13470 | 6675 | 5597 | 6751 | 9795 | 7123 |
| Lafayette | 3050 | 5776 | 6309 | 2735 | 4024 | 4660 | 3726 | 3836 | 5046 | 3642 |
| Lee | 69 | 231 | 114 | 366 | 335 | 496 | 132 | 146 | 1900 | 207 |
| Lowndes | 5070 | 6402 | 11995 | 13342 | 12504 | 12314 | 7378 | 4932 | 2448 | 1516 |
| Marshall | 9257 | 11043 | 5968 | 4422 | 5293 | 4415 | 3163 | 2278 | 5134 | 3153 |
| Monroe | 8524 | 14567 | 6106 | 3365 | 12456 | 9419 | 13708 | 11352 | 9041 | 9250 |
| Montgomery | 4660 | 3440 | 2964 | 1794 | 2489 | 8606 | 3535 | 4432 | 5293 | 7138 |
| Oktibbeha | 1266 | 2572 | 3557 | 8500 | 5388 | 2940 | 2937 | 3362 | 3507 | 3324 |
| Panola | 3986 | 66321 | 5974 | 4700 | 2055 | 1338 | 1433 | 943 | 1434 | 998 |
| Pontotoc | 5167 | 8983 | 5145 | 7195 | 9054 | 3688 | 4505 | 5353 | 5474 | 6282 |
| Prentiss | 2787 | 1039 | 1397 | 2953 | 3509 | 1580 | 4154 | 3197 | 6317 | 5271 |
| Tate | 803 | 1288 | 1345 | 2544 | 1624 | 1160 | 2397 | 2 | 581 | 63 |
| Tippah | 3522 | 2739 | 3218 | 3573 | 5736 | 2091 | 2452 | 1448 | 3432 | 3406 |
| Tishomingo | 5173 | 3746 | 1535 | 2590 | 3199 | 1733 | 2569 | 2403 | 861 | 3784 |
| Union | 2232 | 2924 | 3475 | 2813 | 4884 | 2507 | 2637 | 1935 | 3863 | 3341 |
| Webster | 5279 | 2824 | 2383 | 2273 | 2859 | 4273 | 3060 | 6647 | 4702 | 6313 |
| Yalobusha | 3726 | 2736 | 2049 | 2075 | 4137 | 1791 | 1785 | 2384 | 3093 | 2184 |
| Total | 107465 | 180942 | 118431 | 119401 | 143497 | 98494 | 105569 | 91405 | 130193 | 108037 |

Table 10. Hardwood timber removals by year and county, Central Region

| County | 1970 | 1971 | 1972 | 1973 | 1974 | 1975 | 1976 | 1977 | 1978 | 1979 |
|------------|-------|-------|-------|-------|-------|-------|-------|-------|--------|-------|
| | | | | | -MBF- | | | | | |
| Attala | 5703 | 4331 | 4977 | 4547 | 4505 | 2887 | 2177 | 2044 | 3969 | 3900 |
| Clarke | 2944 | 3470 | 7223 | 5143 | 6710 | 4248 | 7164 | 5614 | 5799 | 4781 |
| Jasper | 3809 | 5910 | 4410 | 4332 | 6251 | 6612 | 10617 | 12537 | 13871 | 7360 |
| Kemper | 6203 | 4845 | 12031 | 4432 | 7667 | 12999 | 20089 | 13294 | 17554 | 13886 |
| Lauderdale | 4905 | 4154 | 7982 | 8082 | 10487 | 8538 | 6523 | 3485 | 4158 | 3934 |
| Leake | 3696 | 2856 | 3824 | 1664 | 3680 | 1716 | 1628 | 2552 | 2473 | 2935 |
| Neshoba | 3145 | 5585 | 8275 | 5394 | 4397 | 1697 | 7342 | 5919 | 7177 | 5631 |
| Newton | 8549 | 4847 | 8675 | 4269 | 7787 | 3490 | 8168 | 22736 | 8675 | 8883 |
| Noxubee | 7200 | 7196 | 9848 | 10153 | 11665 | 7549 | 4967 | 4981 | 4615 | 7782 |
| Rankin | 2265 | 5746 | 5894 | 7134 | 7814 | 2634 | 2775 | 2987 | 4404 | 2940 |
| Scott | 2862 | 5852 | 8594 | 4162 | 6167 | 2831 | 4737 | 4707 | 6634 | 5058 |
| Simpson | 4035 | 3676 | 4112 | 4613 | 4249 | 3340 | 2384 | 2450 | 2047 | 1582 |
| Smith | 3295 | 2647 | 3121 | 2954 | 5626 | 6853 | 10864 | 6594 | 9500 | 5832 |
| Winston | 13419 | 8032 | 7643 | 6603 | 10813 | 5893 | 10116 | 9893 | 14627 | 13501 |
| Total | 72030 | 69147 | 96609 | 73532 | 97818 | 71287 | 99551 | 99793 | 105503 | 88005 |

Table 11. Hardwood timber removals by year and county, South Region

| County | 1970 | 1971 | 1972 | 1973 | 1974 | 1975 | 1976 | 1977 | 1978 | 1979 |
|-------------|-------|-------|-------|-------|-------|-------|-------|-------|-------|-------|
| | -MBF- | | | | | | | | | |
| Covington | 4688 | 3705 | 3726 | 2049 | 4021 | 4166 | 2578 | 2288 | 3724 | 1816 |
| Forrest | 1050 | 2246 | 1322 | 1552 | 1396 | 1049 | 1459 | 361 | 1008 | 561 |
| George | 676 | 2413 | 1941 | 1843 | 2149 | 1583 | 1666 | 1886 | 1367 | 878 |
| Greene | 1979 | 4112 | 2718 | 1315 | 2735 | 1347 | 2994 | 3111 | 3690 | 4415 |
| Hancock | 216 | 691 | 338 | 397 | 109 | 5 | 70 | 0 | 5 | 0 |
| Harrison | 130 | 25 | 45 | 21 | 99 | 0 | 0 | 83 | 28 | 10 |
| Jackson | 159 | 3008 | 1427 | 310 | 344 | 272 | 210 | 362 | 505 | 215 |
| Jefferson | | | | | | | | | | |
| Davis | 927 | 1012 | 1180 | 951 | 1003 | 597 | 310 | 451 | 467 | 347 |
| Jones | 5232 | 5048 | 3981 | 4582 | 5910 | 2573 | 5868 | 6347 | 7696 | 7965 |
| Lamar | 2464 | 2337 | 2214 | 1733 | 1329 | 2658 | 904 | 928 | 1039 | 485 |
| Lawrence | 7869 | 2448 | 3858 | 3671 | 5904 | 2795 | 2060 | 2443 | 3153 | 2955 |
| Marion | 3317 | 3910 | 2013 | 1511 | 1736 | 1402 | 1080 | 1249 | 1543 | 2855 |
| Pearl River | 2478 | 2257 | 3228 | 1220 | 1468 | 944 | 1273 | 900 | 514 | 650 |
| Perry | 2048 | 1150 | 1988 | 1423 | 2241 | 1307 | 987 | 524 | 1586 | 2886 |
| Stone | 1321 | 1563 | 784 | 560 | 438 | 715 | 491 | 669 | 581 | 70 |
| Wathall | 1567 | 1020 | 1338 | 887 | 1650 | 1884 | 1031 | 1065 | 3777 | 3834 |
| Wayne | 3211 | 3991 | 5116 | 4321 | 6689 | 1881 | 1331 | 2340 | 2898 | 4762 |
| Total | 39332 | 40936 | 37217 | 28346 | 39221 | 25178 | 24312 | 25007 | 33581 | 34704 |

Table 12. Hardwood timber removals by year and county, Southwest Region

| County | 1970 | 1971 | 1972 | 1973 | 1974 | 1975 | 1976 | 1977 | 1978 | 1979 |
|-----------|-------|-------|-------|-------|-------|-------|-------|-------|-------|-------|
| | -MBF- | | | | | | | | | |
| Adams | 11039 | 10495 | 13781 | 9607 | 8970 | 5812 | 6455 | 7851 | 6599 | 16625 |
| Amite | 3456 | 3251 | 1897 | 3306 | 3062 | 2612 | 1641 | 1153 | 1203 | 1244 |
| Clalborne | 14338 | 10715 | 10116 | 15516 | 14220 | 5409 | 13632 | 11782 | 16753 | 14967 |
| Coplah | 10354 | 7661 | 8080 | 5396 | 6685 | 3462 | 5400 | 3942 | 5884 | 5932 |
| Franklin | 8242 | 9717 | 11681 | 7178 | 9953 | 4588 | 3787 | 2971 | 6761 | 5775 |
| Hinds | 3741 | 4843 | 4765 | 4394 | 5703 | 3701 | 5375 | 6994 | 6740 | 4815 |
| Jefferson | 7676 | 16624 | 8152 | 6945 | 9801 | 7704 | 10215 | 5012 | 7703 | 4728 |
| Lincoln | 8403 | 8737 | 5502 | 4125 | 4660 | 10201 | 6201 | 4454 | 4371 | 5607 |
| Madison | 4315 | 2022 | 915 | 2918 | 2771 | 926 | 2020 | 3239 | 5458 | 6774 |
| Pike | 867 | 730 | 2499 | 1468 | 1411 | 1128 | 1495 | 1115 | 2596 | 2304 |
| Wilkinson | 17649 | 15381 | 21798 | 22063 | 22352 | 11875 | 15104 | 16205 | 21281 | 19607 |
| Total | 90080 | 90176 | 89186 | 82916 | 89588 | 61418 | 71325 | 64718 | 85349 | 88378 |

Table 13. Pine pulpwood removals by year and county, Delta Region

| County | 1970 | 1971 | 1972 | 1973 | 1974 | 1975 | 1976 | 1977 | 1978 | 1979 |
|--------------|-------------|-------|-------|-------|-------|-------|-------|-------|-------|-------|
| | ---CORDS--- | | | | | | | | | |
| Bolivar | 1444 | 0 | 0 | 338 | 3 | 81 | 493 | 0 | 4 | 0 |
| Coahoma | 76 | 0 | 0 | 2 | 0 | 2 | 2 | 4 | 0 | 0 |
| Holmes | 26051 | 31932 | 33396 | 34648 | 49067 | 31571 | 41839 | 31772 | 33124 | 40806 |
| Humphreys | 24 | 0 | 0 | 25 | 21 | 12 | 91 | 54 | 68 | 218 |
| Issaquena | 3045 | 0 | 0 | 6 | 3 | 8 | 20 | 619 | 339 | 5647 |
| Leflore | 597 | 698 | 410 | 164 | 1385 | 2326 | 1621 | 532 | 960 | 2056 |
| Quitman | 399 | 0 | 0 | 541 | 0 | 165 | 23 | 9 | 36 | 18 |
| Sharkey | 69 | 756 | 650 | 40 | 60 | 39 | 10 | 16 | 36 | 60 |
| Sunflower | 0 | 817 | 3 | 25 | 105 | 0 | 12 | 470 | 16 | 10 |
| Tallahatchie | 426 | 647 | 327 | 740 | 3295 | 861 | 344 | 549 | 613 | 467 |
| Tunica | 0 | 0 | 9 | 0 | 3 | 11 | 13 | 365 | 33 | 71 |
| Warren | 923 | 1365 | 1360 | 941 | 1079 | 1083 | 995 | 514 | 1442 | 719 |
| Washington | 24 | 15 | 3 | 2696 | 30 | 47 | 3699 | 48 | 21 | 94 |
| Yazoo | 1004 | 2478 | 473 | 2102 | 3150 | 5779 | 2720 | 1503 | 6844 | 6800 |
| Total | 34082 | 38708 | 36631 | 42268 | 58201 | 41985 | 52985 | 36455 | 43536 | 56966 |

Table 14. Pine pulpwood removals by year and county, North Region

| County | 1970 | 1971 | 1972 | 1973 | 1974 | 1975 | 1976 | 1977 | 1978 | 1979 |
|------------|-------------|--------|--------|--------|--------|--------|--------|--------|--------|--------|
| | ---CORDS--- | | | | | | | | | |
| Alcorn | 14273 | 14889 | 10231 | 8136 | 7420 | 14060 | 14925 | 9963 | 16612 | 17070 |
| Benton | 12266 | 15442 | 12616 | 7239 | 15825 | 10775 | 18859 | 21851 | 23944 | 25112 |
| Calhoun | 17224 | 19277 | 18978 | 12290 | 12774 | 14869 | 20341 | 12631 | 12700 | 28387 |
| Carroll | 8455 | 11497 | 12151 | 14497 | 24308 | 22142 | 26483 | 23363 | 21807 | 24682 |
| Chickasaw | 19993 | 21235 | 14090 | 12755 | 17509 | 19016 | 21928 | 26863 | 23155 | 22785 |
| Choctaw | 21529 | 17584 | 28614 | 41872 | 41287 | 32225 | 48162 | 42327 | 34212 | 48630 |
| Clay | 6952 | 4255 | 4849 | 8116 | 17585 | 9747 | 14965 | 13656 | 11051 | 11492 |
| De Soto | 3 | 4 | 28 | 211 | 20 | 35 | 8 | 11 | 10 | 5 |
| Grenada | 2399 | 3992 | 9126 | 10649 | 9534 | 11340 | 17323 | 8901 | 8267 | 7255 |
| Itawamba | 29664 | 37547 | 29547 | 18893 | 21124 | 29569 | 39475 | 35584 | 32484 | 47902 |
| Lafayette | 12340 | 15777 | 14969 | 16171 | 24783 | 25998 | 33376 | 25960 | 31731 | 56818 |
| Lee | 6305 | 5561 | 5312 | 4198 | 3922 | 7166 | 7819 | 8893 | 10308 | 8993 |
| Lowndes | 10560 | 10673 | 11889 | 4661 | 5655 | 2926 | 3146 | 2549 | 3260 | 5365 |
| Marshall | 10985 | 16516 | 10879 | 11121 | 22756 | 21572 | 29859 | 14502 | 14396 | 24352 |
| Monroe | 13951 | 11532 | 10886 | 13333 | 20612 | 15553 | 26512 | 38499 | 32157 | 30351 |
| Montgomery | 32528 | 32610 | 28201 | 31268 | 29439 | 29590 | 24912 | 26327 | 23297 | 16788 |
| Oktibbeha | 15584 | 10434 | 11495 | 12754 | 18602 | 23744 | 19418 | 22560 | 29708 | 23952 |
| Panola | 2054 | 2726 | 3020 | 3277 | 4185 | 5097 | 11181 | 12361 | 14033 | 11160 |
| Pontotoc | 20524 | 16167 | 11804 | 17124 | 18762 | 18706 | 26094 | 25670 | 23372 | 39053 |
| Prentiss | 14649 | 19151 | 19681 | 15047 | 13183 | 11079 | 9613 | 22800 | 28279 | 23114 |
| Tate | 654 | 2324 | 580 | 270 | 891 | 393 | 32 | 1767 | 103 | 529 |
| Tippah | 18418 | 19529 | 23876 | 21647 | 27779 | 30330 | 33708 | 30064 | 33505 | 32355 |
| Tishomingo | 26618 | 30135 | 32354 | 33227 | 37926 | 39683 | 39325 | 28907 | 29675 | 40491 |
| Union | 11083 | 11020 | 11235 | 7050 | 6987 | 4824 | 13580 | 14360 | 9319 | 13596 |
| Webster | 39767 | 39760 | 34037 | 24005 | 36526 | 29421 | 34395 | 29266 | 31695 | 35097 |
| Yalobusha | 15446 | 17296 | 10276 | 9895 | 14357 | 11290 | 12163 | 13493 | 15089 | 23156 |
| Total | 384224 | 406943 | 380724 | 359706 | 453751 | 441150 | 557602 | 513128 | 514169 | 618490 |

Table 15. Pine pulpwood removals by year and county, Central Region

| County | 1970 | 1971 | 1972 | 1973 | 1974 | 1975 | 1976 | 1977 | 1978 | 1979 |
|------------|-----------|--------|--------|--------|--------|--------|--------|--------|--------|--------|
| | --CORDS-- | | | | | | | | | |
| Attala | 75200 | 93735 | 69962 | 69878 | 99304 | 91084 | 97162 | 77683 | 82757 | 107329 |
| Clarke | 151659 | 137579 | 127190 | 124857 | 109265 | 88251 | 96917 | 94609 | 90983 | 97841 |
| Jasper | 94588 | 128116 | 113971 | 99489 | 84348 | 85384 | 84503 | 77610 | 89330 | 93548 |
| Kemper | 57863 | 43209 | 38724 | 54948 | 60024 | 48082 | 67573 | 60049 | 56071 | 62434 |
| Lauderdale | 76817 | 73002 | 79522 | 64948 | 68199 | 54378 | 78385 | 81460 | 69667 | 85064 |
| Leake | 61784 | 57504 | 62641 | 28199 | 78873 | 60734 | 60650 | 57805 | 55153 | 70814 |
| Neshoba | 47195 | 46036 | 42579 | 45792 | 67062 | 47712 | 57238 | 46856 | 48168 | 55463 |
| Newton | 72551 | 79231 | 69058 | 83560 | 72847 | 52938 | 56599 | 61804 | 65858 | 64176 |
| Noxubee | 31922 | 21980 | 19258 | 22427 | 32006 | 41090 | 39761 | 13812 | 27992 | 39389 |
| Rankin | 65567 | 60454 | 98516 | 85462 | 61868 | 59372 | 69193 | 73684 | 89531 | 73541 |
| Scott | 47403 | 46256 | 49574 | 52689 | 55894 | 56872 | 68801 | 56822 | 54279 | 64341 |
| Simpson | 57243 | 68416 | 64717 | 58926 | 55476 | 67692 | 64505 | 70709 | 65165 | 70085 |
| Smith | 28729 | 25971 | 45394 | 37596 | 41470 | 43228 | 46276 | 54617 | 45486 | 46083 |
| Winston | 40995 | 38095 | 39897 | 33765 | 43262 | 40973 | 59372 | 51217 | 43136 | 52272 |
| Total | 909516 | 919584 | 921003 | 862536 | 861699 | 837790 | 946935 | 878737 | 883576 | 982430 |

Table 16. Pine pulpwood removals by year and county, South Region

| County | 1970 | 1971 | 1972 | 1973 | 1974 | 1975 | 1976 | 1977 | 1978 | 1979 |
|-------------|-----------|--------|--------|--------|--------|--------|--------|--------|--------|---------|
| | --CORDS-- | | | | | | | | | |
| Covington | 69580 | 63283 | 58248 | 58881 | 57138 | 53370 | 47571 | 35598 | 39399 | 29804 |
| Forrest | 52330 | 63093 | 28852 | 35870 | 38331 | 40271 | 43156 | 39192 | 32643 | 49813 |
| George | 34072 | 40432 | 49037 | 44043 | 39550 | 32498 | 29919 | 38495 | 27619 | 40143 |
| Greene | 86150 | 85348 | 62100 | 91018 | 92625 | 68766 | 93213 | 98562 | 116810 | 151608 |
| Hancock | 96330 | 44743 | 47874 | 46233 | 22770 | 22826 | 34417 | 25564 | 22119 | 24629 |
| Harrison | 181474 | 80964 | 50360 | 46145 | 45205 | 24878 | 27381 | 76762 | 46987 | 49443 |
| Jackson | 69893 | 82341 | 89364 | 56163 | 41025 | 31921 | 23362 | 28136 | 29677 | 42135 |
| Jefferson | | | | | | | | | | |
| Davis | 47575 | 52024 | 44834 | 51975 | 59330 | 44868 | 43403 | 43642 | 38187 | 39006 |
| Jones | 76056 | 91240 | 48043 | 58229 | 68106 | 33801 | 42459 | 61047 | 77373 | 71426 |
| Lamar | 82521 | 70669 | 38892 | 36719 | 36642 | 40794 | 35693 | 34815 | 33052 | 24606 |
| Lawrence | 60048 | 52498 | 68733 | 62788 | 61402 | 64036 | 80668 | 60108 | 66770 | 68477 |
| Marion | 82454 | 72336 | 52172 | 40162 | 56920 | 45968 | 45229 | 46613 | 38996 | 32064 |
| Pearl River | 163135 | 69201 | 59009 | 50305 | 44087 | 36942 | 47814 | 54877 | 74129 | 118749 |
| Perry | 71480 | 64316 | 77612 | 72871 | 84318 | 87455 | 76811 | 70986 | 63566 | 74683 |
| Stone | 62182 | 50177 | 35430 | 29103 | 39070 | 40040 | 54650 | 37916 | 42338 | 39139 |
| Walthall | 51219 | 54206 | 36234 | 40229 | 35638 | 36274 | 38542 | 29116 | 25758 | 20357 |
| Wayne | 96566 | 129885 | 103504 | 100422 | 95019 | 94562 | 111052 | 116486 | 112114 | 12411 |
| Total | 1383065 | 950298 | 921156 | 917176 | 917176 | 799270 | 875340 | 897915 | 887537 | 1000193 |

Table 17. Pine pulpwood removals by year and county, Southwest Region

| County | 1970 | 1971 | 1972 | 1973 | 1974 | 1975 | 1976 | 1977 | 1978 | 1979 |
|-----------|-------------|--------|--------|--------|--------|--------|--------|--------|--------|--------|
| | ---CORDS--- | | | | | | | | | |
| Adams | 3070 | 1758 | 2044 | 3933 | 1467 | 7751 | 7206 | 6425 | 2504 | 4520 |
| Amite | 69289 | 90894 | 86137 | 91826 | 74601 | 74351 | 80072 | 63340 | 66196 | 75542 |
| Claiborne | 14897 | 13627 | 13924 | 19605 | 13728 | 8297 | 7232 | 13682 | 7917 | 14202 |
| Copiah | 78449 | 92571 | 96982 | 102261 | 81216 | 65926 | 81126 | 77178 | 68266 | 59539 |
| Franklin | 34212 | 29095 | 43709 | 50836 | 85161 | 49797 | 53467 | 44596 | 40686 | 45107 |
| Hinds | 15913 | 14049 | 17023 | 17886 | 19899 | 14590 | 15887 | 21024 | 20115 | 17818 |
| Jefferson | 41313 | 25234 | 25997 | 25760 | 20328 | 23281 | 23716 | 28693 | 23137 | 27094 |
| Lincoln | 80798 | 73698 | 94313 | 100048 | 72645 | 73295 | 71683 | 76383 | 67177 | 61541 |
| Madison | 26067 | 23830 | 23255 | 25544 | 34128 | 22448 | 20125 | 19021 | 26584 | 28179 |
| Pike | 47937 | 71242 | 81758 | 70787 | 72240 | 77257 | 87316 | 80937 | 65660 | 60085 |
| Wilkinson | 30213 | 32158 | 38772 | 30028 | 40281 | 41044 | 30195 | 24734 | 24117 | 22026 |
| Total | 442158 | 468336 | 523914 | 538514 | 465694 | 458037 | 478025 | 456013 | 412359 | 415653 |

Table 18. Hardwood pulpwood removals by year and county, Delta Region

| County | 1970 | 1971 | 1972 | 1973 | 1974 | 1975 | 1976 | 1977 | 1978 | 1979 |
|--------------|-------------|--------|--------|--------|--------|--------|--------|--------|--------|--------|
| | ---CORDS--- | | | | | | | | | |
| Bolivar | 10636 | 10306 | 12394 | 7290 | 404 | 82 | 1845 | 2499 | 7677 | 6508 |
| Coahoma | 1306 | 7806 | 6659 | 1415 | 1215 | 100 | 3806 | 578 | 34 | 3 |
| Holmes | 23598 | 21955 | 27575 | 35732 | 43065 | 19253 | 17178 | 20778 | 28916 | 29842 |
| Humphreys | 8005 | 4248 | 4027 | 6135 | 1940 | 806 | 102 | 2216 | 271 | 135 |
| Issaquena | 13215 | 18814 | 24495 | 15487 | 19162 | 20840 | 34223 | 29472 | 20648 | 19750 |
| Leflore | 2815 | 1447 | 1107 | 472 | 2133 | 1901 | 1157 | 1551 | 839 | 758 |
| Quitman | 4 | 0 | 0 | 60 | 0 | 0 | 7 | 11 | 12 | 2 |
| Sharkey | 861 | 5864 | 3448 | 932 | 720 | 12 | 108 | 244 | 830 | 483 |
| Sunflower | 0 | 0 | 264 | 0 | 0 | 0 | 133 | 5 | 1 | 363 |
| Tallahatchie | 2149 | 2743 | 1067 | 1448 | 2007 | 676 | 1079 | 1229 | 605 | 198 |
| Tunica | 7157 | 1409 | 3 | 1860 | 4974 | 6576 | 12672 | 9970 | 2468 | 923 |
| Warren | 13179 | 24569 | 24329 | 13469 | 18680 | 13171 | 16871 | 24104 | 46962 | 25225 |
| Washington | 11751 | 14281 | 4958 | 3630 | 8052 | 6937 | 12003 | 17784 | 7902 | 9246 |
| Yazoo | 17080 | 11345 | 15638 | 22191 | 40535 | 31415 | 36279 | 17325 | 12594 | 7143 |
| Total | 111756 | 124787 | 125964 | 110121 | 142887 | 101769 | 137463 | 127766 | 129759 | 100579 |

Table 19. Hardwood-pulpwood removals by year and county, North Region

| County | 1970 | 1971 | 1972 | 1973 | 1974 | 1975 | 1976 | 1977 | 1978 | 1979 |
|-----------------|--------|-------|--------|--------|--------|--------|--------|--------|--------|--------|
| -----CORDS----- | | | | | | | | | | |
| Alcorn | 1787 | 1296 | 3066 | 4911 | 4351 | 5224 | 3802 | 2203 | 6299 | 4912 |
| Benton | 4108 | 3159 | 4110 | 2672 | 1789 | 2379 | 4046 | 6478 | 13514 | 8144 |
| Calhoun | 3513 | 3409 | 4017 | 7474 | 11947 | 7643 | 9183 | 10158 | 6849 | 14710 |
| Carroll | 4724 | 5808 | 5616 | 7856 | 12478 | 11075 | 13109 | 13729 | 14003 | 20512 |
| Chickasaw | 5208 | 1478 | 3336 | 8578 | 8249 | 4522 | 2040 | 1023 | 4909 | 5319 |
| Choctaw | 13902 | 9216 | 13866 | 18530 | 17960 | 14708 | 13369 | 12701 | 23963 | 24980 |
| Clay | 1461 | 1734 | 2614 | 5646 | 10036 | 2927 | 1344 | 245 | 2819 | 4130 |
| DeSoto | 1542 | 1525 | 3180 | 6329 | 5233 | 3516 | 3975 | 2225 | 5838 | 8821 |
| Itawamba | 1344 | 2625 | 5349 | 7529 | 5171 | 3855 | 6275 | 8034 | 7863 | 11567 |
| Lafayette | 12032 | 6954 | 10186 | 11631 | 15508 | 14217 | 13075 | 9710 | 15023 | 20951 |
| Lee | 13 | 216 | 414 | 765 | 1382 | 1984 | 1421 | 1120 | 4002 | 4396 |
| Lowndes | 1455 | 1251 | 3055 | 2988 | 2031 | 1392 | 1885 | 989 | 1434 | 2786 |
| Marshall | 5520 | 3210 | 4213 | 8858 | 6773 | 3602 | 2178 | 1336 | 3484 | 3543 |
| Monroe | 2771 | 2187 | 2642 | 3616 | 5392 | 1721 | 2346 | 424 | 6079 | 3817 |
| Montgomery | 7849 | 7612 | 11167 | 15555 | 12364 | 10056 | 8657 | 10218 | 15203 | 12393 |
| Oktibbeha | 5567 | 3674 | 5030 | 12676 | 15217 | 11205 | 8563 | 6772 | 12074 | 14106 |
| Panola | 10577 | 8957 | 11195 | 6764 | 4018 | 3233 | 5888 | 4171 | 5137 | 2935 |
| Pontotoc | 2432 | 2922 | 4332 | 8169 | 5358 | 3068 | 1162 | 2520 | 4923 | 7849 |
| Prentiss | 1359 | 1204 | 5665 | 8118 | 7135 | 3238 | 2951 | 2898 | 11339 | 11239 |
| Tate | 5441 | 5543 | 5615 | 4175 | 3311 | 1705 | 18 | 32 | 13 | 300 |
| Tippah | 6453 | 1434 | 5248 | 9897 | 14302 | 7644 | 5957 | 3107 | 8732 | 8003 |
| Tishomingo | 7111 | 8250 | 10049 | 15800 | 16248 | 13371 | 11965 | 6147 | 7580 | 11952 |
| Union | 2020 | 1613 | 1867 | 1598 | 2077 | 524 | 1847 | 2137 | 1317 | 2047 |
| Webster | 6891 | 3458 | 13667 | 12258 | 15791 | 2368 | 2556 | 989 | 9627 | 17279 |
| Yalobusha | 13255 | 7495 | 5974 | 8301 | 8066 | 4334 | 7705 | 5147 | 9197 | 9045 |
| Total | 128558 | 96251 | 145474 | 200696 | 212208 | 139512 | 135320 | 114523 | 201245 | 235939 |

Table 20. Hardwood pulpwood removals by year and county, Central Region

| County | 1970 | 1971 | 1972 | 1973 | 1974 | 1975 | 1976 | 1977 | 1978 | 1979 |
|-----------------|--------|--------|--------|--------|--------|--------|--------|--------|--------|--------|
| -----CORDS----- | | | | | | | | | | |
| Attala | 22614 | 23648 | 17515 | 26616 | 39805 | 30674 | 27962 | 29059 | 46701 | 50134 |
| Clarke | 56105 | 56278 | 72144 | 104290 | 91437 | 62220 | 62188 | 49110 | 57719 | 96718 |
| Jasper | 27087 | 36070 | 43832 | 51218 | 54167 | 49058 | 51717 | 45116 | 62035 | 61120 |
| Kemper | 24227 | 24804 | 25287 | 26336 | 37197 | 38945 | 32037 | 30021 | 28030 | 24459 |
| Lauderdale | 34619 | 33813 | 39078 | 46792 | 50132 | 31562 | 43437 | 37945 | 47735 | 55337 |
| Leake | 11242 | 16403 | 18635 | 27329 | 33790 | 22551 | 21235 | 25871 | 35782 | 32919 |
| Neshoba | 16846 | 15598 | 20926 | 30715 | 37897 | 30658 | 47031 | 29423 | 40897 | 39527 |
| Newton | 26334 | 26958 | 39564 | 47138 | 50193 | 37801 | 31298 | 32885 | 48568 | 45830 |
| Noxubee | 14490 | 15543 | 20050 | 19014 | 25877 | 16799 | 16290 | 15955 | 21712 | 26768 |
| Rankin | 32732 | 22008 | 40836 | 49351 | 35182 | 26051 | 27893 | 23625 | 28371 | 31698 |
| Scott | 13722 | 9235 | 20350 | 20981 | 22037 | 14155 | 13441 | 14369 | 13734 | 23088 |
| Simpson | 13615 | 17665 | 14350 | 20013 | 36002 | 23281 | 22135 | 23248 | 29492 | 27654 |
| Smith | 17339 | 13410 | 16751 | 17952 | 36002 | 23384 | 19527 | 16154 | 32607 | 35556 |
| Winston | 12651 | 13078 | 15461 | 21869 | 24948 | 20468 | 19307 | 4225 | 29065 | 16354 |
| Total | 323623 | 324511 | 404779 | 509614 | 518837 | 427607 | 435498 | 377006 | 522448 | 567162 |

Table 21. Hardwood pulpwood removals by year and county, South Region

| County | 1970 | 1971 | 1972 | 1973 | 1974 | 1975 | 1976 | 1977 | 1978 | 1979 |
|-------------------|--------|--------|--------|--------|--------|--------|--------|--------|--------|--------|
| ----- CORDS ----- | | | | | | | | | | |
| Covington | 16984 | 17652 | 19249 | 24006 | 26043 | 21547 | 29935 | 19848 | 27757 | 19193 |
| Forrest | 7120 | 11561 | 13448 | 15434 | 17626 | 11017 | 12810 | 10329 | 15742 | 16978 |
| George | 8532 | 8843 | 8840 | 16485 | 16113 | 8133 | 10373 | 11807 | 17034 | 14770 |
| Greene | 31487 | 32682 | 38663 | 40911 | 52277 | 27384 | 43967 | 48359 | 45462 | 52909 |
| Hancock | 2322 | 6652 | 4348 | 2180 | 5253 | 1993 | 2787 | 1032 | 2751 | 1604 |
| Harrison | 3481 | 3322 | 6538 | 7701 | 8606 | 2538 | 3398 | 2748 | 6355 | 3608 |
| Jackson | 5121 | 4487 | 9298 | 6004 | 7875 | 4136 | 5525 | 4306 | 5539 | 4372 |
| Jefferson | | | | | | | | | | |
| Davis | 5403 | 7578 | 7396 | 9570 | 11349 | 7008 | 5155 | 5186 | 8821 | 10111 |
| Jones | 41874 | 38728 | 39320 | 35330 | 30922 | 17487 | 23210 | 21400 | 35370 | 38201 |
| Lamar | 15624 | 14042 | 9899 | 10533 | 10144 | 6138 | 8753 | 8071 | 12166 | 13364 |
| Lawrence | 4431 | 4548 | 10954 | 11183 | 27603 | 17114 | 23473 | 15986 | 26264 | 28482 |
| Marion | 16546 | 21391 | 29757 | 22520 | 16190 | 12951 | 18144 | 20093 | 14356 | 11431 |
| Pearl River | 21450 | 17663 | 15236 | 17365 | 24249 | 12859 | 9872 | 13326 | 11994 | 7234 |
| Perry | 18909 | 12567 | 14779 | 20514 | 21339 | 16736 | 28189 | 28508 | 19010 | 22972 |
| Stone | 14551 | 17564 | 10204 | 12169 | 15607 | 9984 | 11722 | 15641 | 12199 | 11807 |
| Walthall | 7327 | 12726 | 13149 | 13447 | 22023 | 17800 | 20969 | 17914 | 20314 | 11820 |
| Wayne | 23779 | 26981 | 33407 | 33383 | 44390 | 25044 | 36726 | 38657 | 47797 | 78611 |
| Total | 244941 | 258987 | 284485 | 298532 | 357609 | 219869 | 295008 | 282847 | 328931 | 347467 |

Table 22. Hardwood pulpwood removals by year and county, Southwest Region

| County | 1970 | 1971 | 1972 | 1973 | 1974 | 1975 | 1976 | 1977 | 1978 | 1979 |
|-------------------|--------|--------|--------|--------|--------|--------|--------|--------|--------|--------|
| ----- CORDS ----- | | | | | | | | | | |
| Adams | 32242 | 31189 | 34466 | 32772 | 26748 | 28085 | 25256 | 19587 | 31274 | 30758 |
| Amite | 10522 | 10020 | 15037 | 15249 | 29170 | 18436 | 20711 | 19592 | 22670 | 25182 |
| Claiborne | 33599 | 29898 | 33374 | 25567 | 29102 | 24574 | 27019 | 24513 | 39236 | 25505 |
| Copiah | 36107 | 30611 | 34712 | 42026 | 57372 | 35631 | 36742 | 31795 | 40168 | 47381 |
| Franklin | 22966 | 20330 | 31889 | 40862 | 49514 | 18025 | 16879 | 14423 | 27362 | 27425 |
| Hinds | 21511 | 20857 | 22277 | 23817 | 27577 | 19263 | 28085 | 27603 | 24837 | 28386 |
| Jefferson | 42654 | 50402 | 38269 | 50045 | 50591 | 35951 | 39023 | 34087 | 33415 | 26649 |
| Lincoln | 16949 | 14232 | 19993 | 24714 | 36987 | 26400 | 24336 | 18681 | 35476 | 42232 |
| Madison | 16477 | 13441 | 20954 | 24345 | 28518 | 14977 | 16532 | 7554 | 24519 | 17535 |
| Pike | 11621 | 14179 | 13617 | 12675 | 20922 | 13769 | 20289 | 18741 | 24088 | 23115 |
| Wilkinson | 41045 | 46226 | 43007 | 58968 | 52635 | 48957 | 44803 | 50745 | 40267 | 49072 |
| Total | 285693 | 281385 | 307595 | 351040 | 404136 | 284068 | 299675 | 267321 | 343312 | 343240 |

Mention of a trademark or proprietary product does not constitute a guarantee or warranty of the product by the Mississippi Agricultural and Forestry Experiment Station and does not imply its approval to the exclusion of other products that also may be suitable.

Mississippi State University does not discriminate on the basis of race, color, religion, national origin, sex, age, or handicap.

In conformity with Title IX of the Education Amendments of 1972 and Section 504 of the Rehabilitation Act of 1973, Dr. T. K. Martin, Vice President, 610 Allen Hall, P. O. Drawer J, Mississippi State, Mississippi 39762, office telephone number 325-3221, has been designated as the responsible employee to coordinate efforts to carry out responsibilities and make investigation of complaints relating to nondiscrimination.