

Stephen F. Austin State University

SFA ScholarWorks

---

Student Publications

School of Human Sciences

---

2-2014

## Julia Scott Senior Interior Design Exhibit 2014

Julia Scott

Follow this and additional works at: [https://scholarworks.sfasu.edu/humansci\\_studentpubs](https://scholarworks.sfasu.edu/humansci_studentpubs)



Part of the [Interior Architecture Commons](#)


[Tell us](#) how this article helped you.

---

### Repository Citation

Scott, Julia, "Julia Scott Senior Interior Design Exhibit 2014" (2014). *Student Publications*. 6.  
[https://scholarworks.sfasu.edu/humansci\\_studentpubs/6](https://scholarworks.sfasu.edu/humansci_studentpubs/6)

This Presentation is brought to you for free and open access by the School of Human Sciences at SFA ScholarWorks. It has been accepted for inclusion in Student Publications by an authorized administrator of SFA ScholarWorks. For more information, please contact [cdsscholarworks@sfasu.edu](mailto:cdsscholarworks@sfasu.edu).



**Julia Scott  
Portfolio**

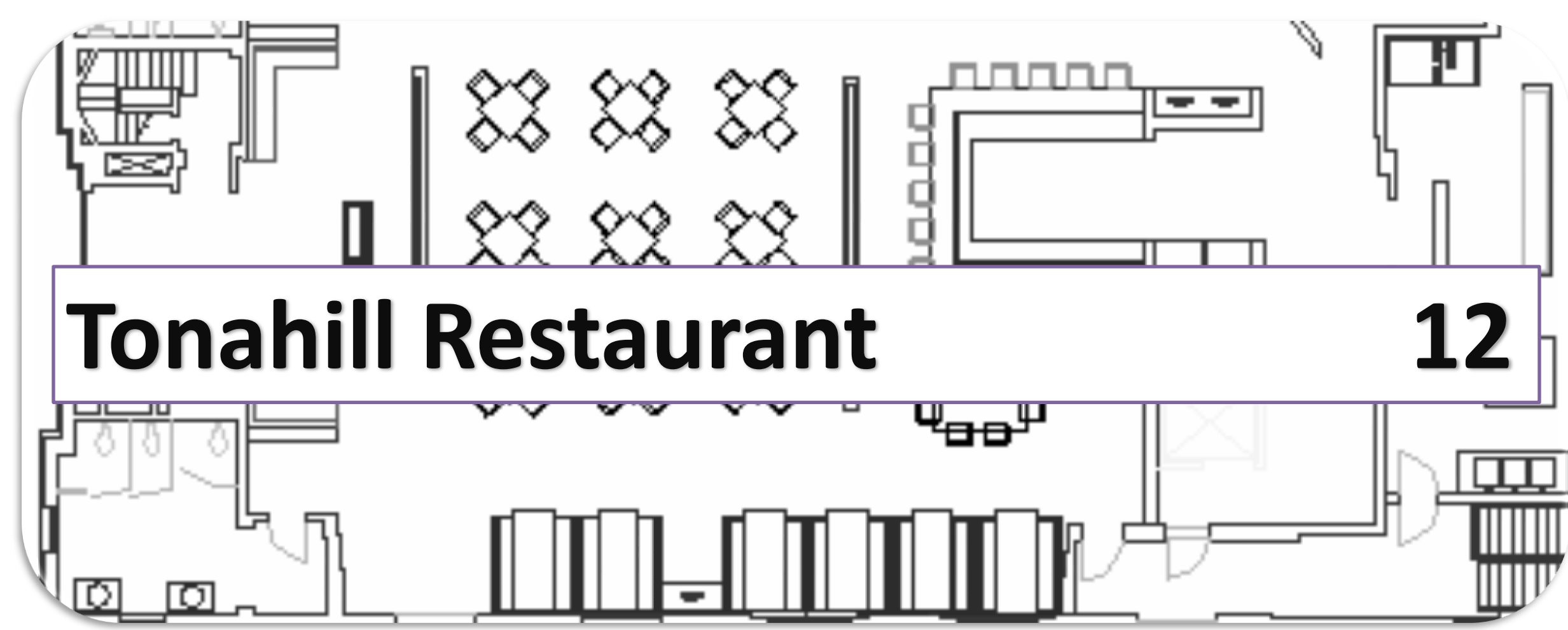


Julia Scott is a graduate from Stephen F. Austin State University with her bachelor's in Interior design, class of 2014. While in college she developed skills in Revit, Auto Cad, power point, Microsoft Word and she has an understanding of Adobe illustrator. She is a member of American Society of Interior Design (ASID) and IIDA. She enjoys challenging herself and making ideas come to life. During the summer of 2013, she had the opportunity to do an internship at The Design Firm in Stafford, TX. There she learned how an interior design firm functions, and the odds and ends of a firm. Her internship there was a major stepping stone to understanding where she would like to gear her career path. As such a goal of hers, is to further her experience in commercial and residential Interior Design. With the experience that life gives her, her dreams are becoming a reality.

About Julia

[Julia.scottm@gmail.com](mailto:Julia.scottm@gmail.com)

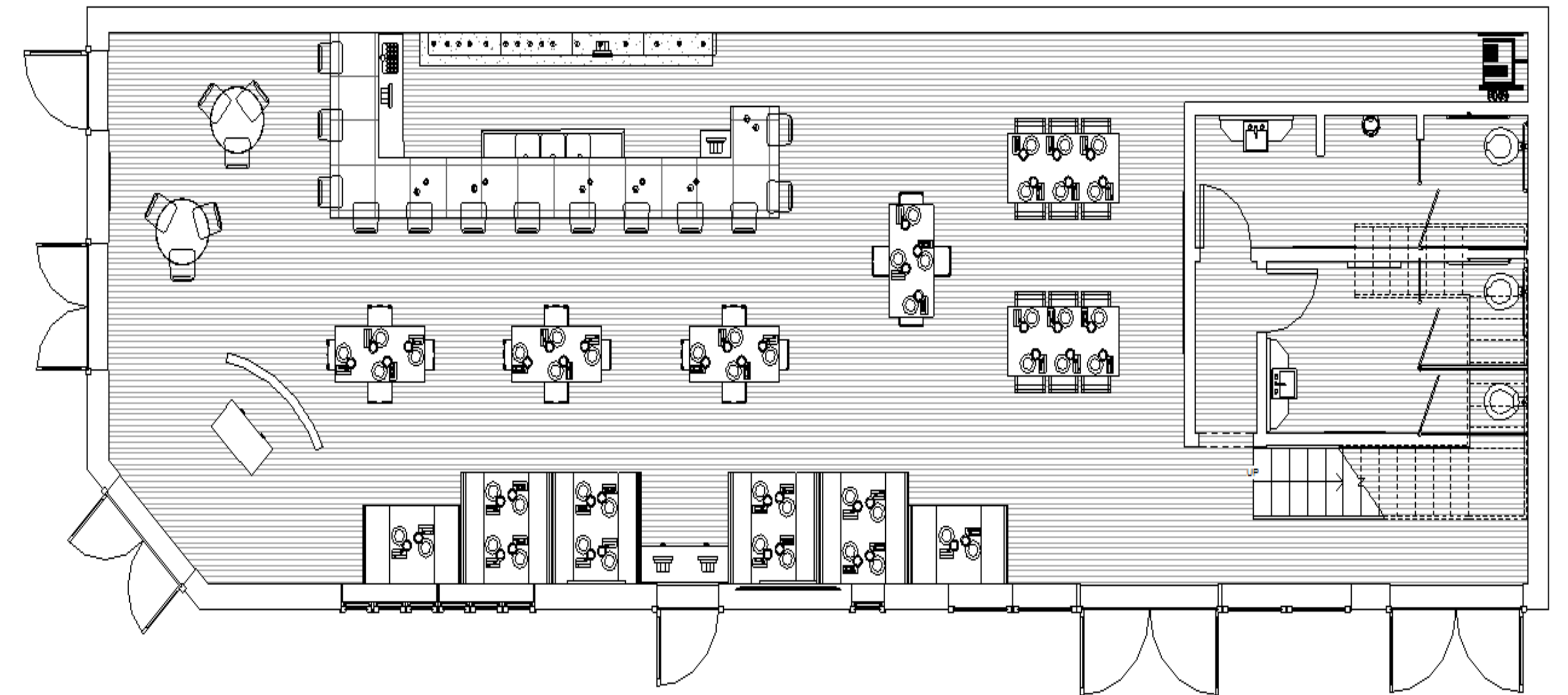
# Table of Contents



# Watermark Restaurant



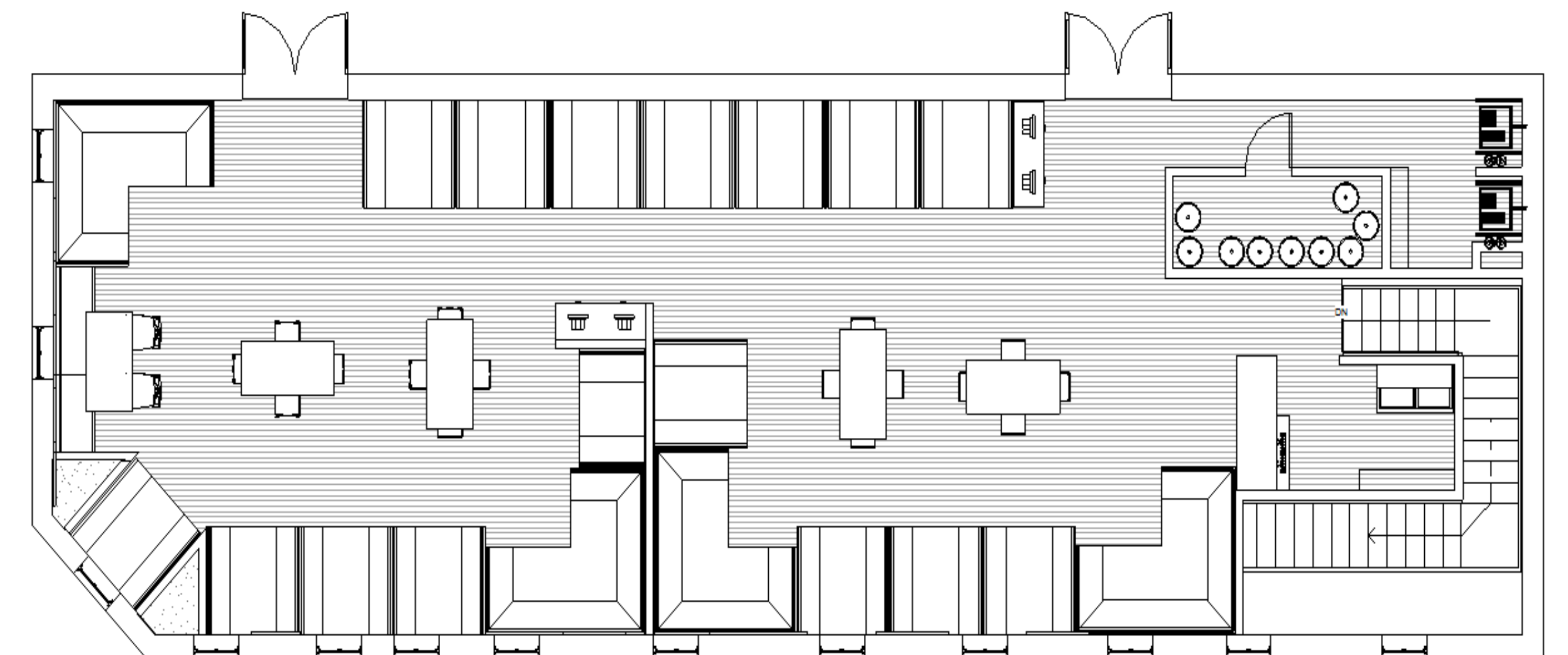
Turning an unused historic building into a restaurant, helps show that it can be reused for different purposes. The use of reds, different kinds of brick, and stones gives an elegant style of dining.




# Wattermark Restaurant



The second floor of the restaurant can be seen as the colors and materials are carried from the first floor up. Making both spaces have an even flow and traffic friendly, as the narrowest point of travel is 3'.



# Personal Pictures



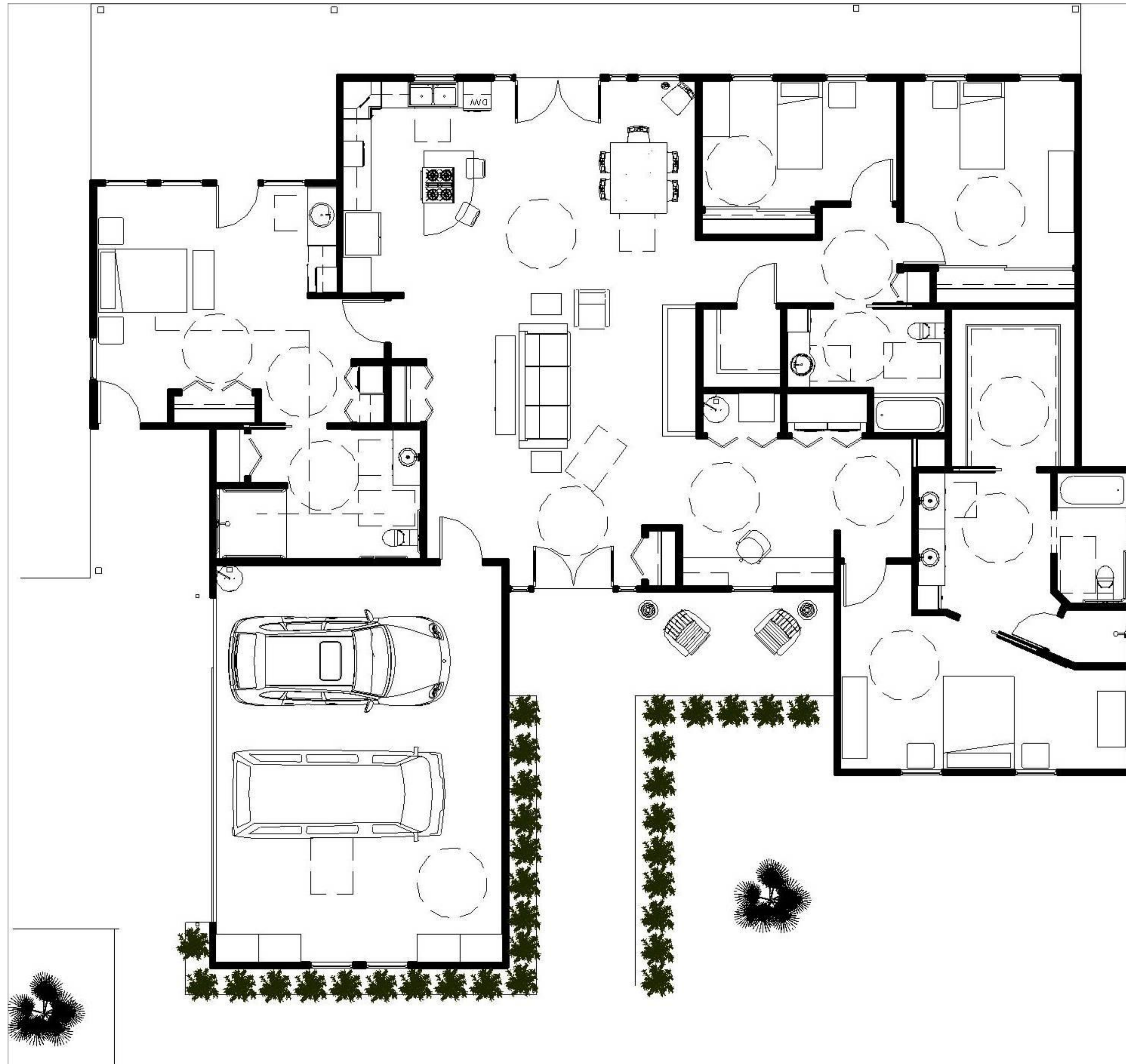
Julia Scott



Julia Scott

One of Julia's Hobbies is taking photos of still life. Here shows two of her works as she traveled through Scotland one summer.


# Granny Flat



With the ADA and aging parents in mind, this house was designed to cater to them. With no major level changes and easy access around furniture, it makes moving around a whole lot easier compared to non ADA compliant homes. Therefore, this house can be ideal for multi generational families.



# Illustrator Restaurant



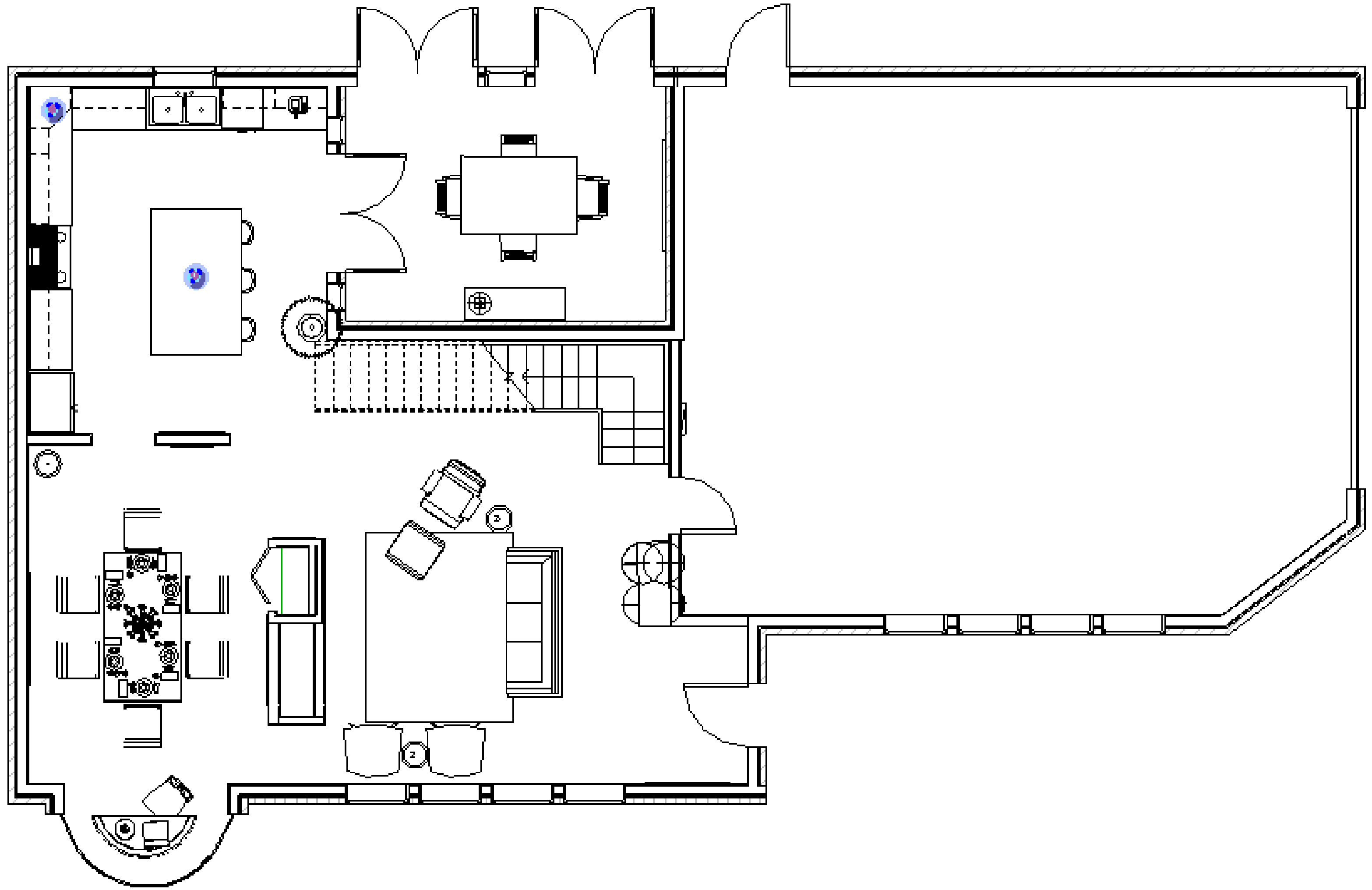
The purpose of this project was to make up a restaurant using Illustrator and Photoshop. The goal was to help better understand the key functions for these two programs. The two boards shown here are examples of the out come of the project.

Left:  
Business card, letter head and envelope.

Right:  
Company logo  
Black and white, then with color.



# Small house



The use of space within a house should be planned out very wisely. What I learned from this project was how a three bed two bath home under a thousand seven hundred square feet can function.



# Assisted Living - Studio Apt



The requirements for this project were to design an assisted living studio apartment.

- Compliant with ADA guidelines.
- Bedroom located off the main living space
- Easy accessibility from room to room



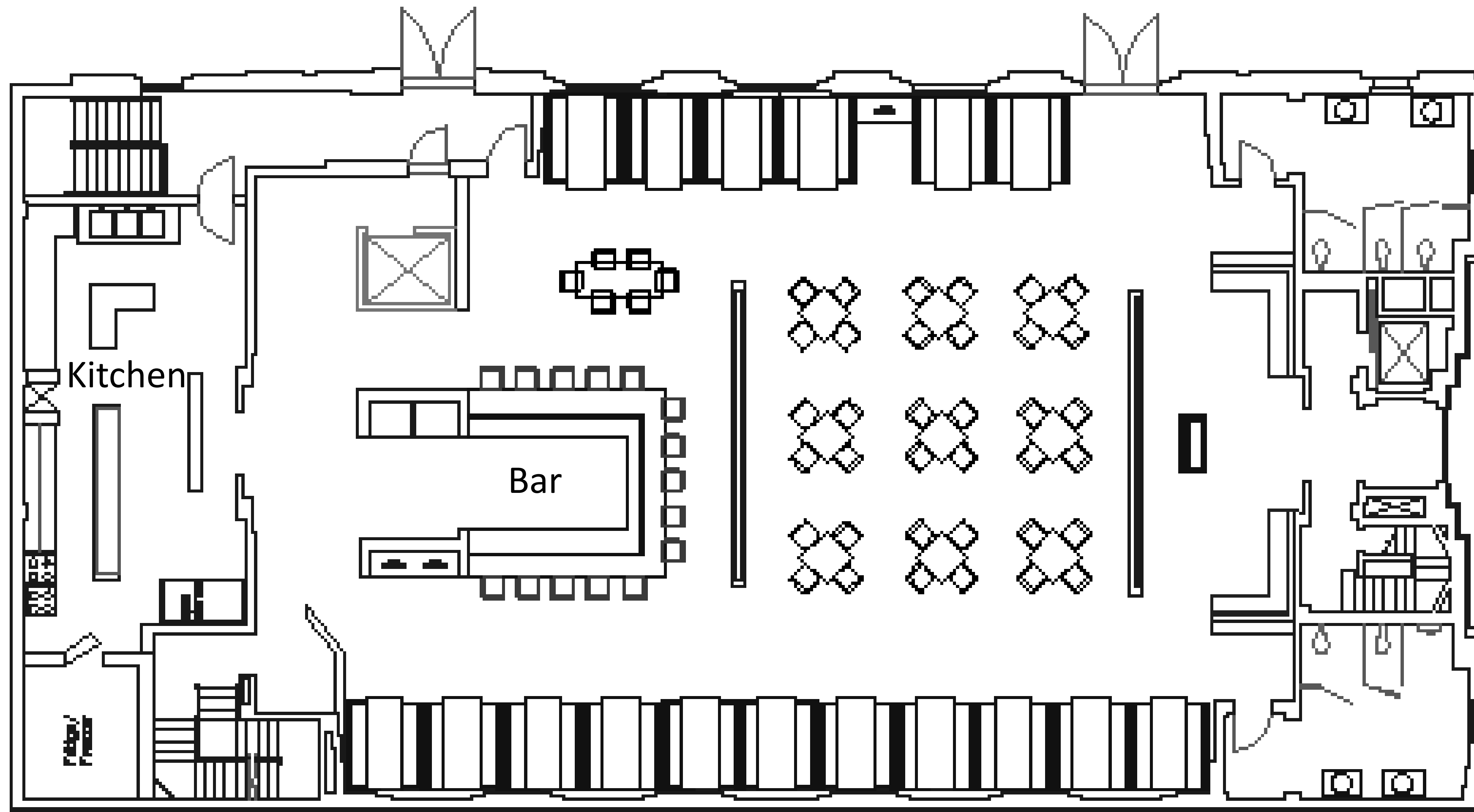
# Assisted living - One Bedroom



- Open main living layout
- Functions with ADA guidelines
- Guest friendly
- Great use of natural light
- Warm, inviting colors
- Walk in bedroom and closet



# Tonahill Restaurant



The use of old historic buildings can be treasured. As is true for this once bank. Turing this bank into a restaurant can help with repurposing this historic building. This project was made to help students realize that old buildings can have a new purpose.

# Jack Challenge



A group of staff members submitted their office spaces into the Challenge. One winner was chosen. The class was then split into three groups. The winner, Mr. Harris, then picked the layout that he liked the best, as a result my group's design was chosen. My group was then in charge of making the space come to life. This project taught me how the thought process goes into a project, and how much work and time the person in charge has to put aside so that the project can be done in time.

# Resume

## Objective:

To land a job in the Interior Design Field.

## Education:

Stephen F. Austin State University      2011- Graduation May 10, 2014  
Nacogdoches, TX  
Interior Design

## Amendment Achievement:

Second place in IES Dallas Chapter Lighting competition  
For a lighting study I got the highest possible academic recognition from the university.  
Have taken two Codes class, well rounded in REVIT and AutoCAD.  
An individual that concurs challenges.

## Leadership:

I helped lead Jack Challenge, which was an office redesign for a professor that won the completion between other eligible staff.

A Member of ASID and IIDA Student Chapter

I have on my own time helped with construction and updating of two homes

Julia.Scottm@gmail.com

## Experience:

The Design Firm      June to August 2013  
Internship  
Helped manage the library  
Assisted the Designer with projects  
Called vendors  
Went on New Client visits



Thank you  
For watching

You never know what you can do until you try...

Unknown

Quote

